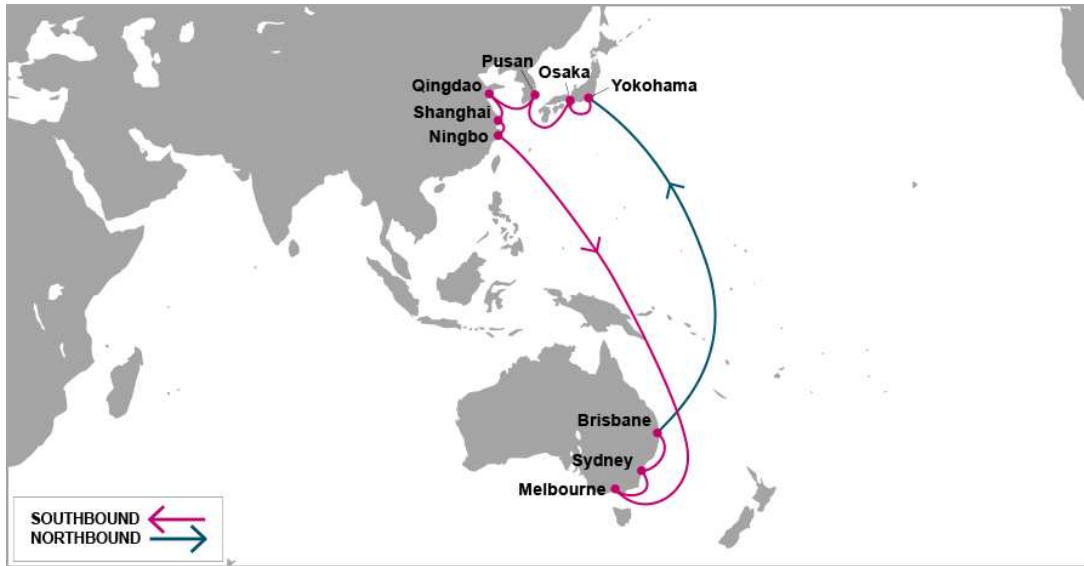


ONE

OCEAN NETWORK EXPRESS

Service Map : Oceania

AUJ: Australia Japan



KEY TRANSIT TABLE

S/B	MEL	SYD	BNE	N/B	YOK	OSA	PUS	TAO	SHA	NGB
YOK	23	26	29	MEL	17	19	20	22	26	27
OSA	21	24	27	SYD	14	16	17	19	23	24
PUS	19	22	25	BNE	12	14	15	17	21	22
TAO	16	19	22							
SHA	13	16	19							
NGB	12	15	18							

KEY TRANSIT TABLE - UNLOCODE PORT NAME & COUNTRY NAME

YOK: Yokohama, Japan | OSA: Osaka, Japan | PUS: Pusan, South Korea | TAO: Qingdao, China | SHA: Shanghai, China | NGB: Ningbo, China | MEL: Melbourne, Australia | SYD: Sydney, Australia | BNE: Brisbane, Australia

PORT ROTATION

(Terminals are subject to change)

ORIGIN	ETA/ETD	TERMINAL
Yokohama	SUN/SUN	*Daikoku C-4
Osaka	TUE/TUE	*Nanko C-8
Pusan	WED/THU	Hyundai Pusan New-Port Terminal
Qingdao	FRI/SUN	Qingdao Qianwan Container Terminal
Shanghai	TUE/WED	Wai Gao Qiao 1
Ningbo	WED/THU	Beilun International Container Terminal
Melbourne	TUE/THU	Patrick
Sydney	FRI/SUN	Patrick
Brisbane	MON/TUE	Patrick
Yokohama	SUN/SUN	*Daikoku C-4

Turnaround days: 42

Weekly/Fixed Day Service

*Partner's vessel may call different terminals.

Last update : 08-Mar-2018

CAT: China Australia Taiwan



KEY TRANSIT TABLE

S/B	SYD	MEL	BNE	N/B	KHH	NGB	SHA	SHK
NGB	19	22	27	SYD	19	21	23	27
SHA	17	20	25	MEL	15	17	19	23
SHK	14	17	22	BNE	11	13	15	19
KHH	12	15	20					

KEY TRANSIT TABLE - UNLOCODE PORT NAME & COUNTRY NAME

NGB: Ningbo, China | SHA: Shanghai, China | SHK: Shekou, China | KHH: Kaohsiung, Taiwan | MEL: Melbourne, Australia | SYD: Sydney, Australia | BNE: Brisbane, Australia

PORT ROTATION

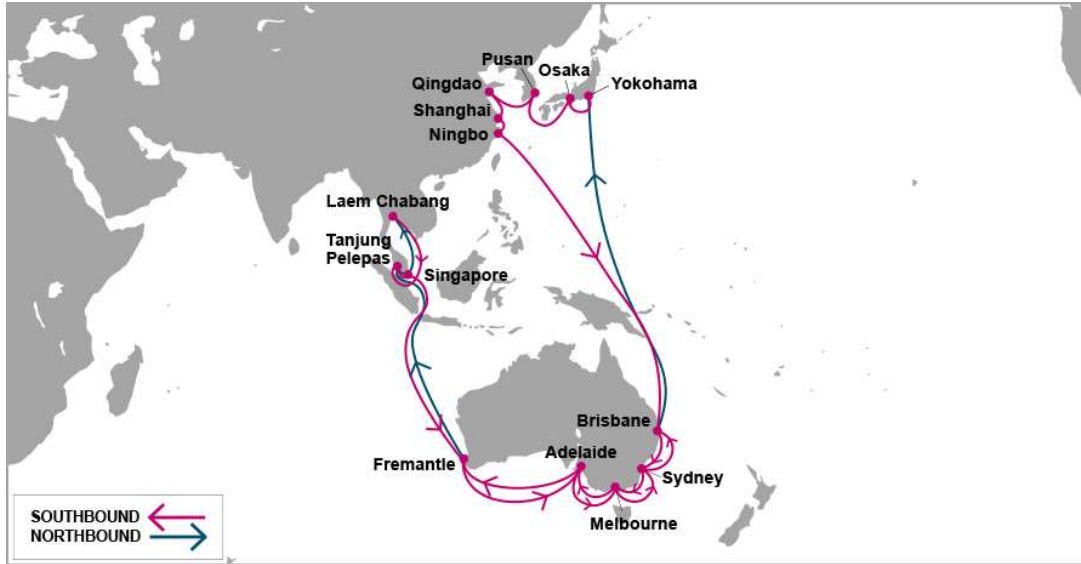
(Terminals are subject to change)

ORIGIN	ETA/ETD	TERMINAL
Ningbo	FRI/SAT	Ningbo Beilun International Container Terminals (NBCT)
Shanghai	SUN/MON	YS#3 (Guandong Int'l Container Terminal)
Shekou	THU/THU	SHEKOU CONTAINER TERMINAL
Kaohsiung	FRI/SAT	KAOHSIUNG TERMINAL NO.6-#108/#109/#110/#111
Sydney	THU/FRI	DP WORLD PORT BOTANY TERMINAL
Melbourne	SUN/TUE	DP World
Brisbane	FRI/SAT	DPW Brisbane ASC Terminal
Kaohsiung	WED/WED	KAOHSIUNG TERMINAL NO.6-#108/#109/#110/#111
Ningbo	FRI/SAT	Ningbo Beilun International Container Terminals (NBCT)
Turnaround days:		42

Weekly/Fixed Day Service

Last update : 08-Mar-2018

AUS: Australia Service



KEY TRANSIT TABLE

S/B	BNE	SYD	MEL	ADL	FRE	N/B	TPP	SIN	LCH
YOK	21	23	27	30	34	BNE	23	24	29
OSA	20	22	26	29	33	SYD	20	21	26
PUS	18	20	24	27	31	MEL	17	18	23
TAO	15	17	21	24	28	ADL	14	15	20
SHA	13	15	19	22	26	FRE	10	11	16
NGB	12	14	18	21	25				

S/B	FRE	ADL	MEL	SYD	BNE	N/B	YOK	OSA	PUS	TAO	SHA	NGB
LCH	11	17	20	23	26	FRE	25	27	29	31	33	34
TPP	7	13	16	19	22	ADL	19	21	23	25	27	28
SIN	6	12	15	18	21	MEL	16	18	20	22	24	25
						SYD	13	15	17	19	21	22
						BNE	10	12	14	16	18	19

KEY TRANSIT TABLE - UNLOCODE PORT NAME & COUNTRY NAME

YOK: Yokohama, Japan | OSA: Osaka, Japan | PUS: Pusan, South Korea | TAO: Qingdao, China | SHA: Shanghai, China | NGB: Ningbo, China | BNE: Brisbane, Australia |
 SYD: Sydney, Australia | MEL: Melbourne, Australia | ADL: Adelaide, Australia | FRE: Fremantle, Australia | TPP: Tanjung Pelepas, Malaysia | SIN: Singapore, Singapore | LCH: Laem Chabang, Thailand
 SIN: Singapore, Singapore

PORT ROTATION

(Terminals are subject to change)

ORIGIN	ETA/ETD	TERMINAL
Yokohama	MON/TUE	*Honmoku D-5
Osaka	WED/WED	*Yumeshima C-11
Pusan	FRI/FRI	Pusan Newport Internation Terminal
Qingdao	SUN/MON	Qingdao Qianwan United Container Terminal
Shanghai	TUE/WED	YS#3 (Guandong Int'l Container Terminal)
Ningbo	WED/THU	Ningbo Beilun Int'l Container Terminal
Brisbane	TUE/WED	Patrick
Sydney	THU/SAT	Patrick
Melbourne	MON/TUE	Patrick
Adelaide	THU/FRI	Flinders
Fremantle	MON/TUE	Patrick
Tanjung Pelepas	FRI/SAT	Tanjung Pelepas
Singapore	SAT/SUN	PSA Singapore
Laem Chabang	THU/SAT	LCIT
Tanjung Pelepas	MON/WED	Tanjung Pelepas
Singapore	WED/THU	PSA Singapore
Fremantle	WED/THU	Patrick
Adelaide	TUE/WED	Flinders
Melbourne	FRI/SAT	Patrick
Sydney	MON/TUE	Patrick
Brisbane	THU/FRI	Patrick
Yokohama	MON/TUE	*Honmoku D-5

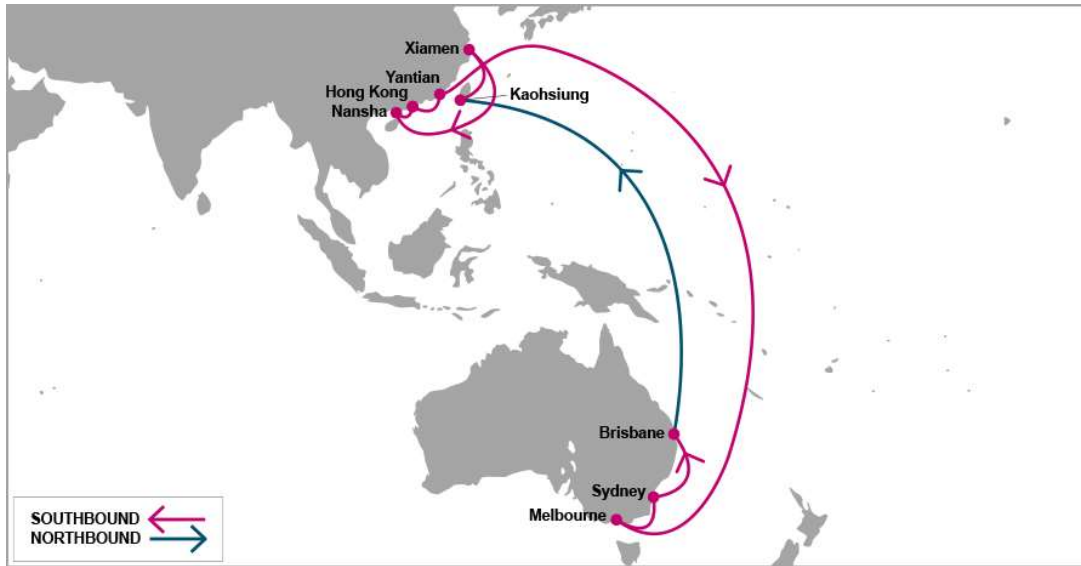
Turnaround days: 91

Weekly/Fixed Day Service

*Partner's vessel may call different terminals.

Last update : 18-Apr-2018

CAE: China Australia Express



KEY TRANSIT TABLE

S/B	MEL	SYD	BNE	N/B	KHH	XMN	NSA	HKG	YTN
KHH	17	20	23	BNE	11	12	13	14	15
XMN	16	19	22	SYD	13	14	15	16	17
NSA	14	17	20	MEL	16	17	18	19	20
HKG	13	16	19						
YTN	12	15	18						

KEY TRANSIT TABLE - UNLOCODE PORT NAME & COUNTRY NAME

KHH: Kaohsiung, Taiwan | XMN: Xiamen, China | NSA: Nansha, China | HKG: Hong Kong, China | YTN: Yantian, China | BNE: Brisbane, Australia | SYD: Sydney, Australia | MEL: Melbourne, Australia

PORT ROTATION

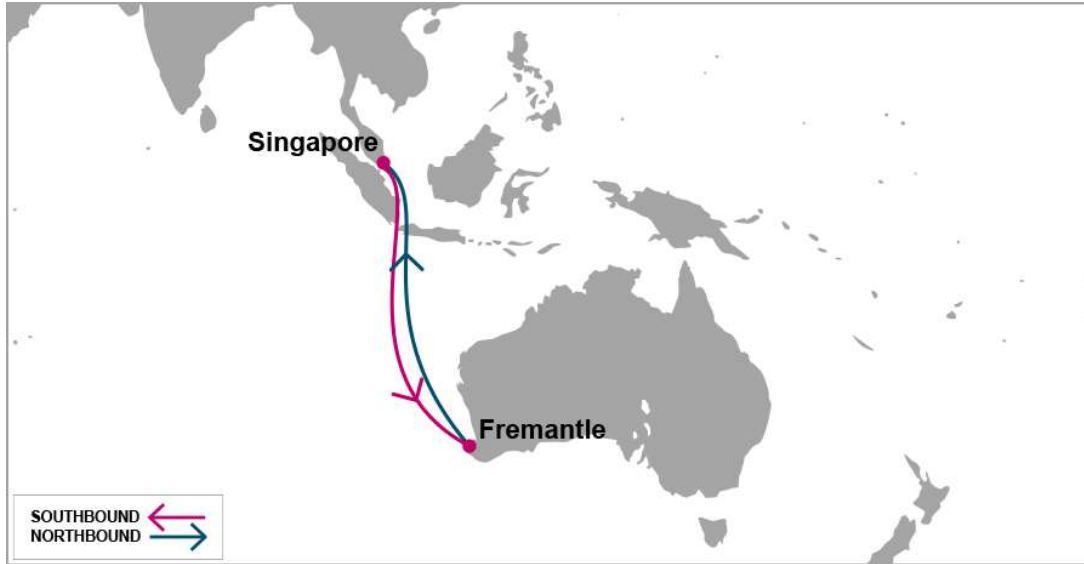
(Terminals are subject to change)

ORIGIN	ETA/ETD	TERMINAL
Kaohsiung	WED/WED	Kaohsiung APL Terminal
Xiamen	THU/THU	Xiamen Haitian Terminal
Nansha	FRI/SAT	Guangzhou Oceangate Container Terminal
Hong Kong	SAT/SUN	Dp World Hong Kong Limited
Yantian	SUN/MON	Yantian Int'l Container Terminal Ltd.
Melbourne	SAT/MON	Dp World Melbourne
Sydney	TUE/THU	Dp World Sydney
Brisbane	FRI/SAT	Dp World Brisbane
Kaohsiung	WED/WED	Kaohsiung APL Terminal
Turnaround days:		35

Weekly/Fixed Day Service

Last update : 21-Mar-2018

WAU: West Australia



KEY TRANSIT TABLE

S/B	FRE	N/B	SIN
SIN	6	FRE	6

KEY TRANSIT TABLE - UNLOCODE PORT NAME & COUNTRY NAME

SIN: Singapore, Singapore | FRE: Fremantle, Australia

PORT ROTATION

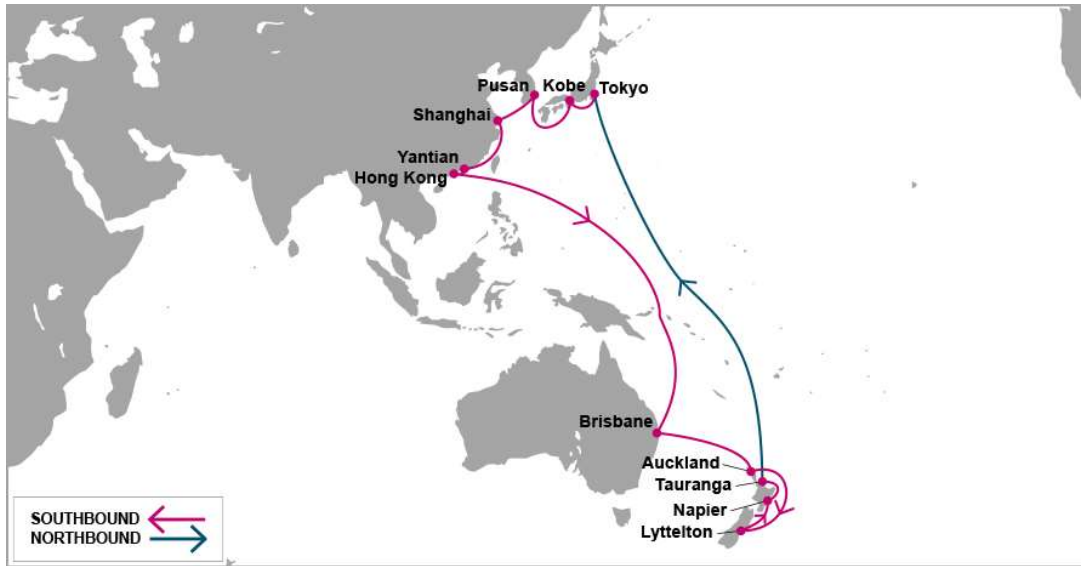
(Terminals are subject to change)

ORIGIN	ETA/ETD	TERMINAL
Singapore	THU/FRI	PSA Singapore
Fremantle	THU/FRI	Patrick
Singapore	THU/FRI	PSA Singapore
Turnaround days:		14

Weekly/Fixed Day Service

Last update : 14-Feb-2018

NZJ: New Zealand Japan



KEY TRANSIT TABLE

S/B	BNE	AKL	LYT	NPE	TRG	N/B	TYO	UKB	PUS	SHA	YTN	HKG
TYO	18	23	26	28	29	BNE	22	24	25	27	30	30
UKB	17	22	25	27	28	AKL	17	19	20	22	25	25
PUS	15	20	23	25	26	LYT	14	16	17	19	22	22
SHA	13	18	21	23	24	NPE	12	14	15	17	20	20
YTN	11	16	19	21	22	TRG	11	13	14	16	19	19
HKG	10	15	18	20	21							

KEY TRANSIT TABLE - UNLOCODE PORT NAME & COUNTRY NAME

TYO: Tokyo, Japan | UKB: Kobe, Japan | PUS: Pusan, South Korea | SHA: Shanghai, China | YTN: Yantian, China | HKG: Hong Kong, China | BNE: Brisbane, Australia | AKL: Auckland, New Zealand | LYT: Lyttelton, New Zealand | NPE: Napier, New Zealand | TRG: Tauranga, New Zealand

PORT ROTATION

(Terminals are subject to change)

ORIGIN	ETA/ETD	TERMINAL
Tokyo	TUE/WED	*Ohi No.3-4 Terminal
Kobe	THU/THU	*Rokko RC-6/7
Pusan	FRI/SAT	Busan Port Terminal (BPT)
Shanghai	SUN/MON	YS#3 (Guandong Int'l Container Terminal)
Yantian	WED/WED	Yantian International Container Terminal (YICT)
Hong Kong	WED/THU	*Hong Kong International Terminal
Brisbane	SUN/MON	DPW Australia Brisbane Terminal
Auckland	FRI/SAT	Port of Auckland (Axies Int'l)
Lyttelton	MON/TUE	Lyttelton Port Company Ltd.
Napier	WED/THU	Port of Napier Ltd
Tauranga	THU/FRI	Port of Tauranga Ltd
Tokyo	TUE/WED	*Ohi No.3-4 Terminal

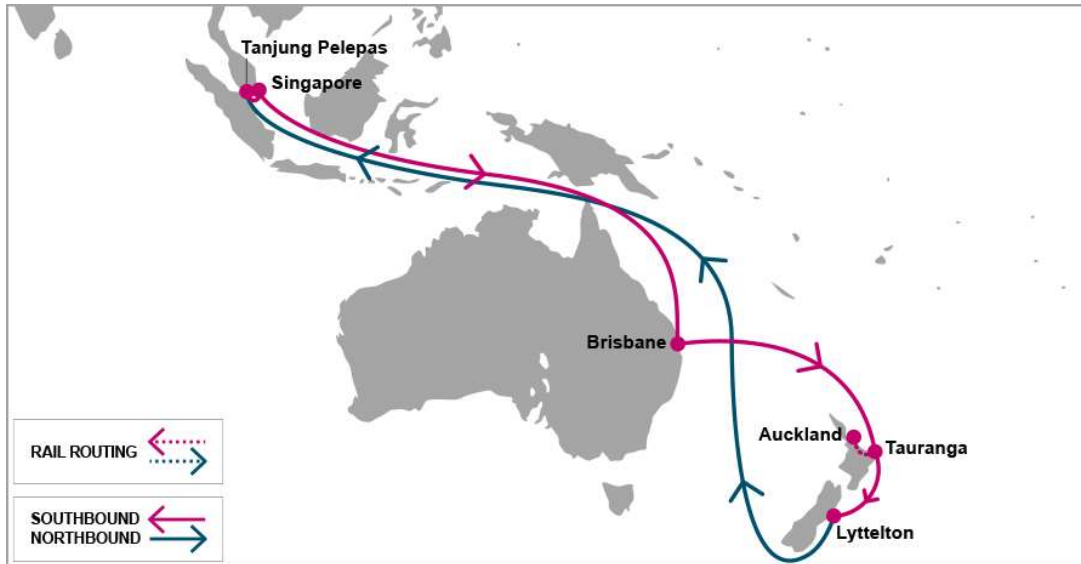
Turnaround days: 42

Weekly/Fixed Day Service

*Partner's vessel may call different terminals.

Last update : 21-Mar-2018

NZ1: New Zealand Feeder 1



PORT ROTATION

(Terminals are subject to change)

ORIGIN	ETA/ETD	TERMINAL
Tanjung Pelepas	MON/TUE	Tanjung Pelepas Port
Singapore	TUE/WED	PSA Singapore
Brisbane	FRI/SAT	Patrick
Tauranga	WED/THU	Port of Tauranga
Auckland (Via Rail)	FRI/SAT	Metroport
Lyttelton	FRI/SAT	Lyttelton Port Company
Tanjung Pelepas	MON/TUE	Tanjung Pelepas Port

Turnaround days: 35

Weekly/Fixed Day Service

KEY TRANSIT TABLE

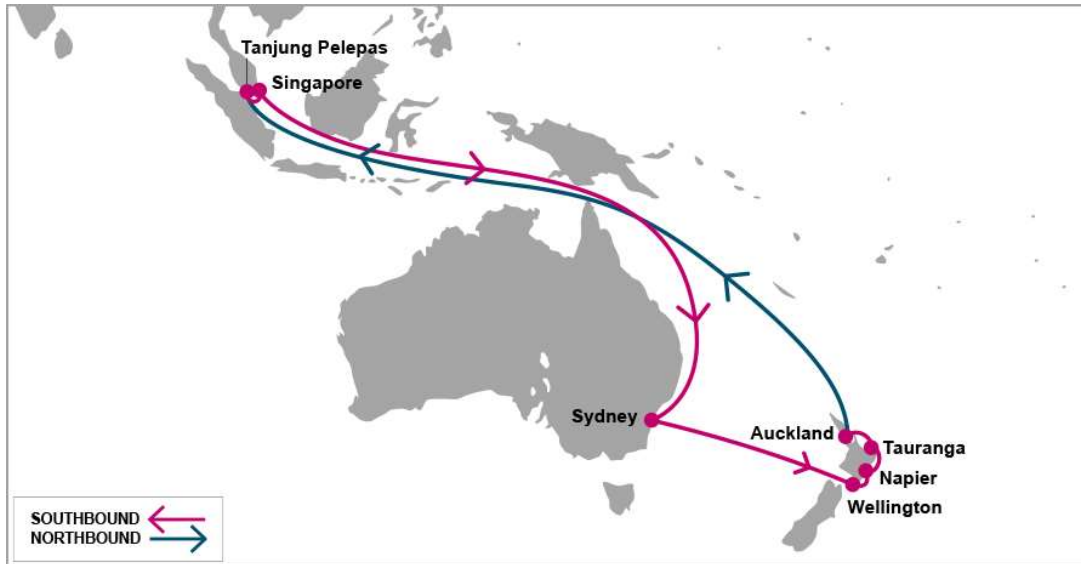
S/B	BNE	TRG	AKL	LYT	N/B	TPP	SIN
TPP	10	15	17	17	AKL	20	21
SIN	9	14	16	16	TRG	18	19
					LYT	16	17

KEY TRANSIT TABLE - UNLOCODE PORT NAME & COUNTRY NAME

TPP: Tanjung Pelepas, Malaysia | SIN: Singapore, Singapore | AKL: Auckland, New Zealand | TRG: Tauranga, New Zealand | LYT: Lyttelton, New Zealand | BNE: Brisbane, Australia

Last update : 08-Mar-2018

NZ2: New Zealand Feeder 2



PORT ROTATION

(Terminals are subject to change)

ORIGIN	ETA/ETD	TERMINAL
Tanjung Pelepas	SUN/MON	Tanjung Pelepas Port
Singapore	MON/TUE	PSA Singapore
Sydney	TUE/WED	DP World Sydney
Wellington	MON/TUE	Centreport Ltd
Napier	FRI/FRI	Port Of Napier
Tauranga	SUT/SUN	Port of Tauranga Ltd
Auckland	SUN/MON	Port of Auckland (Axies Int'l)
Tanjung Pelepas	SUN/MON	Tanjung Pelepas Port
Turnaround days:	42	

Weekly/Fixed Day Service

KEY TRANSIT TABLE

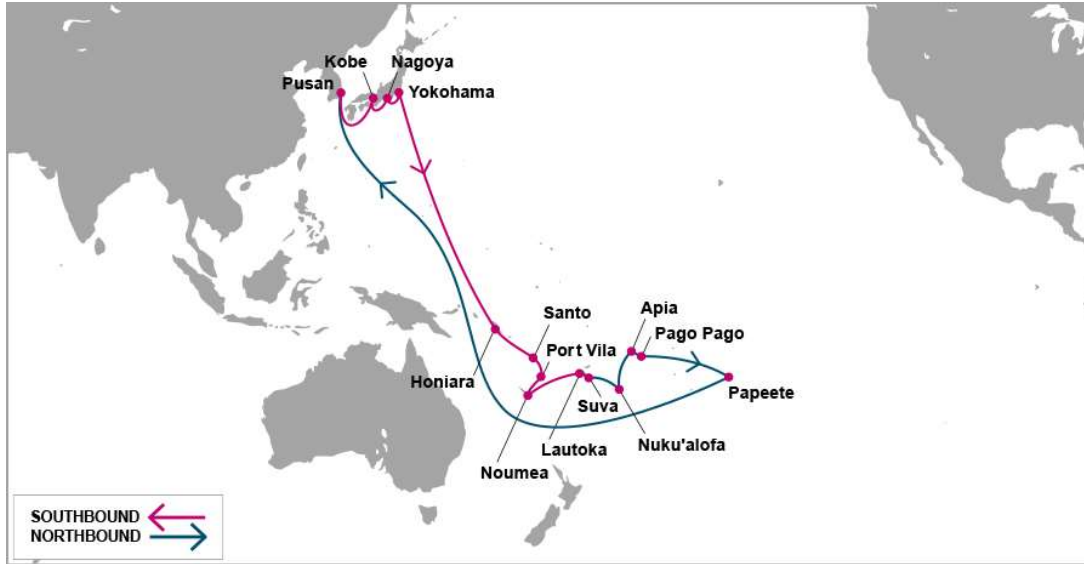
S/B	SIN	SYD	WLG	NPE	AKL	N/B	WLG	NPE	AKL	TPP	SIN
TPP	1	15	21	25	27	SYD	5	9	11	25	26
SIN		14	20	24	26	WLG		3	5	19	20
						NPE			2	16	18
						AKL				13	15

KEY TRANSIT TABLE - UNLOCODE PORT NAME & COUNTRY NAME

TPP: Tanjung Pelepas, Malaysia | SIN: Singapore, Singapore | SYD: Sydney, Australia | WLG: Wellington, New Zealand | NPE: Napier, New Zealand | AKL: Auckland, New Zealand

Last update : 09-Mar-2018

SPL: SOUTH PACIFIC LINK SERVICE - LOOP A



KEY TRANSIT TABLE

S/B	HIR	SAN	VLI	NOU	LTK	SUV	NUK	APW	PPG	PPT
PUS	16	19	20	21	25	27	28	30	30	34
UKB	13	16	17	18	22	24	25	27	27	31
NGO	12	15	16	17	21	23	24	26	26	30
YOK	10	13	14	15	19	21	22	24	24	28

N/B	PUS	UKB	NGO	YOK
HIR	49	55	56	57
SAN	47	53	54	55
VLI	46	52	53	55
NOU	43	49	50	51
LTK	40	46	47	48
SUV	39	45	46	47
NUK	38	44	45	46
APW	36	42	43	44
PPG	35	41	42	43
PPT	32	38	39	40

KEY TRANSIT TABLE - UNLOCODE PORT NAME & COUNTRY NAME

PUS: Pusan, South Korea | UKB: Kobe, Japan | NGO: Nagoya, Japan | YOK: Yokohama, Japan | HIR: Honiara, Solomon Islands | SAN: Santo, Vanuatu | VLI: Port Vila, Vanuatu | NOU: Noumea, New Caledonia | LTK: Lautoka, Fiji | SUV: Suva, Fiji | NUK: Nuku'alofa, Kingdom of Tonga | APW: Apia, Samoa | PPG: Pago Pago, American Samoa | PPT: Papeete, French Polynesia

PORT ROTATION

(Terminals are subject to change)

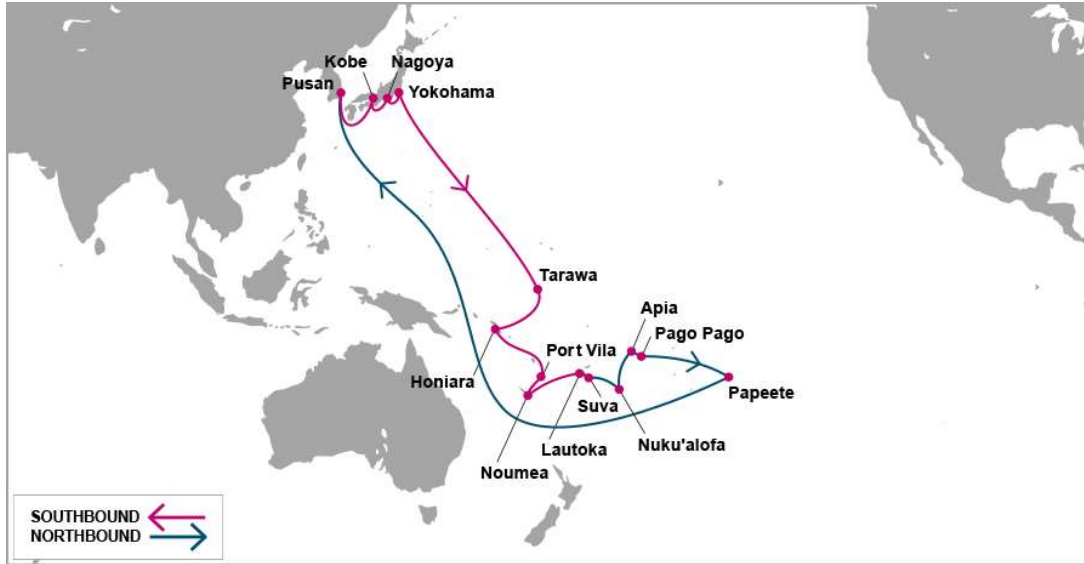
ORIGIN	ETA/ETD	TERMINAL
Pusan	-	Busan Port Terminal
Kobe	-	Rokko IS. General Berth
Nagoya	-	Nagoya Kinjo General Berth
Yokohama	-	Daikoku General Berth
Honiara	-	S.I. Ports Authority
Santo	-	Luganville Wharf
Port Vila	-	Main Wharf
Noumea	-	Port Autonome De La Nouvelle Caledo
Lautoka	-	Lautoka Port
Suva	-	Suva Port
Nuku'alofa	-	Queen Salote Wharf
Apia	-	Matautu
Pago Pago	-	Pago Pago
Papeete	-	Port Autonome De Papeete
Pusan	-	Busan Port Terminal

Turnaround days: -

Not Fixed Day Service; Transit Time For Reference Only

Last update : 28-Feb-2018

SPL: SOUTH PACIFIC LINK SERVICE - LOOP B



KEY TRANSIT TABLE

S/B	TRW	HIR	VLI	NOU	LTK	SUV	NUK	APW	PPG	PPT
PUS	16	20	23	25	28	29	34	38	38	44
UKB	14	18	21	23	26	27	32	36	36	42
NGO	13	17	20	22	25	26	31	35	35	41
YOK	10	14	17	19	22	23	28	32	32	38

N/B	PUS	UKB	NGO	YOK
TRW	48	52	53	54
HIR	44	48	49	50
VLI	42	46	47	48
NOU	40	44	45	46
LTK	37	41	42	43
SUV	36	40	41	42
NUK	31	35	36	37
APW	27	31	32	33
PPG	26	30	31	32
PPT	21	25	26	27

KEY TRANSIT TABLE - UNLOCODE PORT NAME & COUNTRY NAME

PUS: Pusan, South Korea | UKB: Kobe, Japan | NGO: Nagoya, Japan | YOK: Yokohama, Japan | TRW: Tarawa, Kiribati | HIR: Honiara, Solomon Islands | VLI: Port Vila, Vanuatu | NOU: Noumea, New Caledonia | LTK: Lautoka, Fiji | SUV: Suva, Fiji | NUK: Nuku'alofa, Kingdom of Tonga | APW: Apia, Samoa | PPG: Pago Pago, American Samoa | PPT: Papeete, French Polynesia

PORT ROTATION

(Terminals are subject to change)

ORIGIN	ETA/ETD	TERMINAL
Pusan	-	Pusan General Berth
Kobe	-	Rokko Island I. Berth
Nagoya	-	Nagoya Terminal
Yokohama	-	Daikoku T-1 TML
Tarawa	-	Kiribati Port Authority
Honiara	-	S.I. Ports Authority
Port Vila	-	Main Wharf
Noumea	-	Port Autonome De La Nouvelle Calédo
Lautoka	-	Lautoka Port
Suva	-	Suva Port
Nuku'alofa	-	Queen Salote Wharf
Apia	-	Matautu
Pago Pago	-	Pago Pago
Papeete	-	Port Autoome De Papeete
Pusan	-	Pusan General Berth

Turnaround days: -

Not Fixed Day Service; Transit Time For Reference Only

Last update : 14-Feb-2018