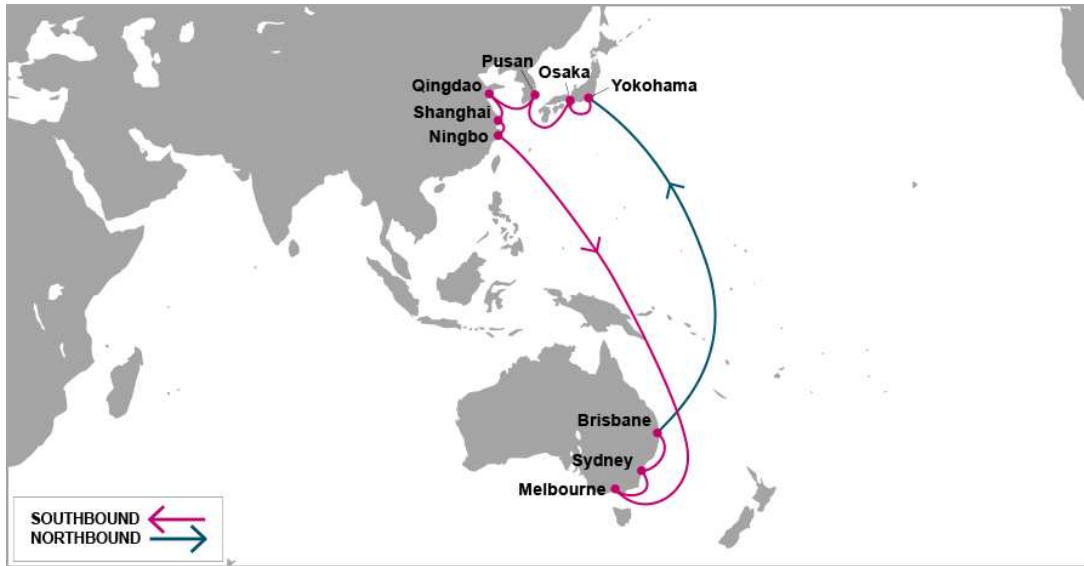


# ONE

OCEAN NETWORK EXPRESS

## **Service Map : Oceania**

## AUJ: Australia Japan



### KEY TRANSIT TABLE

S/B	MEL	SYD	BNE	N/B	YOK	OSA	PUS	TAO	SHA	NGB
YOK	23	26	29	MEL	17	19	20	22	26	27
OSA	21	24	27	SYD	14	16	17	19	23	24
PUS	19	22	25	BNE	12	14	15	17	21	22
TAO	16	19	22							
SHA	13	16	19							
NGB	12	15	18							

**KEY TRANSIT TABLE - UNLOCODE PORT NAME & COUNTRY NAME**

YOK: Yokohama, Japan | OSA: Osaka, Japan | PUS: Pusan, South Korea | TAO: Qingdao, China | SHA: Shanghai, China | NGB: Ningbo, China | MEL: Melbourne, Australia | SYD: Sydney, Australia | BNE: Brisbane, Australia

### PORT ROTATION

(Terminals are subject to change)

ORIGIN	ETA/ETD	TERMINAL
Yokohama	SUN/SUN	*Daikoku C-4
Osaka	TUE/TUE	*Nanko C-8
Pusan	WED/THU	Hyundai Pusan New-Port Terminal
Qingdao	FRI/SUN	Qingdao Qianwan Container Terminal
Shanghai	TUE/WED	Wai Gao Qiao 1
Ningbo	WED/THU	Beilun International Container Terminal
Melbourne	TUE/THU	Patrick
Sydney	FRI/SUN	Patrick
Brisbane	MON/TUE	Patrick
Yokohama	SUN/SUN	*Daikoku C-4

Turnaround days: 42

Weekly/Fixed Day Service

\*Partner's vessel may call different terminals.

Last update : 08-Mar-2018

## CAT: China Australia Taiwan



### KEY TRANSIT TABLE

S/B	SYD	MEL	BNE	N/B	KHH	NGB	SHA	SHK
NGB	19	22	27	SYD	19	21	23	27
SHA	17	20	25	MEL	15	17	19	23
SHK	14	17	22	BNE	11	13	15	19
KHH	12	15	20					

#### KEY TRANSIT TABLE - UNLOCODE PORT NAME & COUNTRY NAME

NGB: Ningbo, China | SHA: Shanghai, China | SHK: Shekou, China | KHH: Kaohsiung, Taiwan | MEL: Melbourne, Australia | SYD: Sydney, Australia | BNE: Brisbane, Australia

## PORT ROTATION

(Terminals are subject to change)

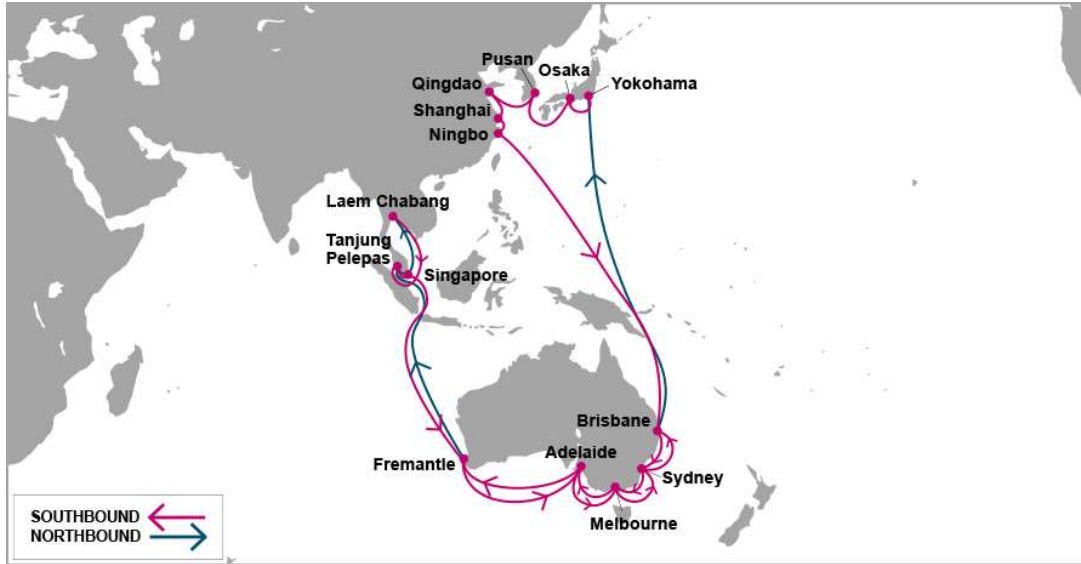
ORIGIN	ETA/ETD	TERMINAL
Ningbo	FRI/SAT	Ningbo Beilun International Container Terminals (NBCT)
Shanghai	SUN/MON	YS#3 (Guandong Int'l Container Terminal)
Shekou	THU/THU	SHEKOU CONTAINER TERMINAL
Kaohsiung	FRI/SAT	KAOHSIUNG TERMINAL NO.6-#108/#109/#110/#111
Sydney	THU/FRI	DP WORLD PORT BOTANY TERMINAL
Melbourne	SUN/TUE	DP World
Brisbane	FRI/SAT	DPW Brisbane ASC Terminal
Kaohsiung	WED/WED	KAOHSIUNG TERMINAL NO.6-#108/#109/#110/#111
Ningbo	FRI/SAT	Ningbo Beilun International Container Terminals (NBCT)

Turnaround days: 42

Weekly/Fixed Day Service

Last update : 08-Mar-2018

## AUS: Australia Service



### KEY TRANSIT TABLE

S/B	BNE	SYD	MEL	ADL	FRE	N/B	TPP	SIN	LCH
YOK	21	23	27	30	34	BNE	23	24	29
OSA	20	22	26	29	33	SYD	20	21	26
PUS	18	20	24	27	31	MEL	17	18	23
TAO	15	17	21	24	28	ADL	14	15	20
SHA	13	15	19	22	26	FRE	10	11	16
NGB	12	14	18	21	25				

S/B	FRE	ADL	MEL	SYD	BNE	N/B	YOK	OSA	PUS	TAO	SHA	NGB
LCH	11	17	20	23	26	FRE	25	27	29	31	33	34
TPP	7	13	16	19	22	ADL	19	21	23	25	27	28
SIN	6	12	15	18	21	MEL	16	18	20	22	24	25
						SYD	13	15	17	19	21	22
						BNE	10	12	14	16	18	19

### KEY TRANSIT TABLE - UNLOCODE PORT NAME & COUNTRY NAME

YOK: Yokohama, Japan | OSA: Osaka, Japan | PUS: Pusan, South Korea | TAO: Qingdao, China | SHA: Shanghai, China | NGB: Ningbo, China | BNE: Brisbane, Australia |  
 SYD: Sydney, Australia | MEL: Melbourne, Australia | ADL: Adelaide, Australia | FRE: Fremantle, Australia | TPP: Tanjung Pelepas, Malaysia | SIN: Singapore, Singapore | LCH: Laem Chabang, Thailand  
 SIN: Singapore, Singapore

## PORT ROTATION

(Terminals are subject to change)

ORIGIN	ETA/ETD	TERMINAL
Yokohama	MON/TUE	*Honmoku D-5
Osaka	WED/WED	*Yumeshima C-11
Pusan	FRI/FRI	Pusan Newport Internation Terminal
Qingdao	SUN/MON	Qingdao Qianwan United Container Terminal
Shanghai	TUE/WED	YS#3 (Guandong Int'l Container Terminal)
Ningbo	WED/THU	Ningbo Beilun Int'l Container Terminal
Brisbane	TUE/WED	Patrick
Sydney	THU/SAT	Patrick
Melbourne	MON/TUE	Patrick
Adelaide	THU/FRI	Flinders
Fremantle	MON/TUE	Patrick
Tanjung Pelepas	FRI/SAT	Tanjung Pelepas
Singapore	SAT/SUN	PSA Singapore
Laem Chabang	THU/SAT	LCB1
Tanjung Pelepas	MON/WED	Tanjung Pelepas
Singapore	WED/THU	PSA Singapore
Fremantle	WED/THU	Patrick
Adelaide	TUE/WED	Flinders
Melbourne	FRI/SAT	Patrick
Sydney	MON/TUE	Patrick
Brisbane	THU/FRI	Patrick
Yokohama	MON/TUE	*Honmoku D-5

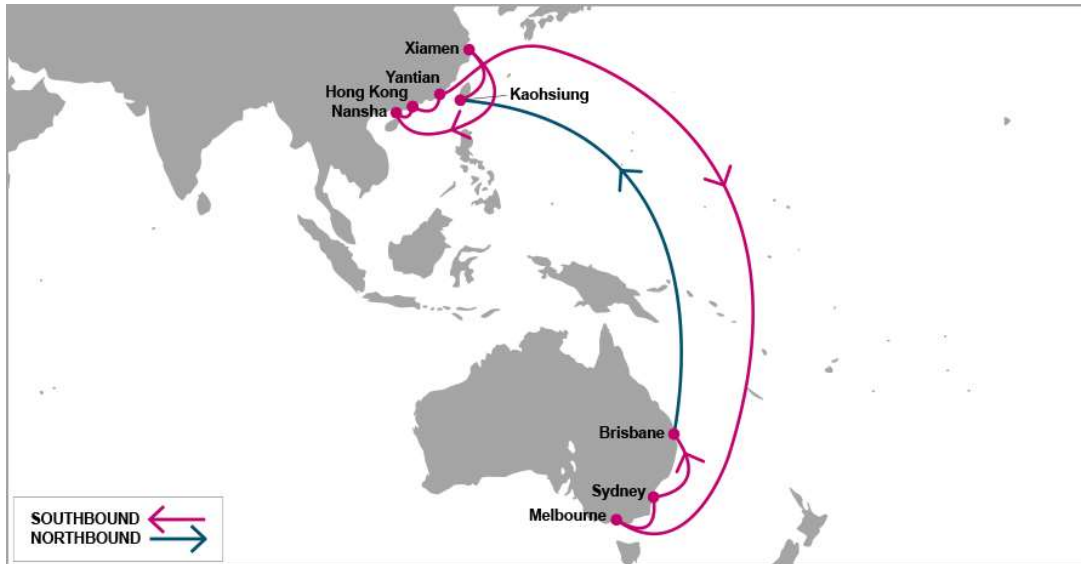
Turnaround days: 91

Weekly/Fixed Day Service

\*Partner's vessel may call different terminals.

Last update : 13-Jun-2018

## CAE: China Australia Express



### KEY TRANSIT TABLE

S/B	MEL	SYD	BNE	N/B	KHH	XMN	NSA	HKG	YTN
KHH	17	20	23	BNE	11	12	13	14	15
XMN	16	19	22	SYD	13	14	15	16	17
NSA	14	17	20	MEL	16	17	18	19	20
HKG	13	16	19						
YTN	12	15	18						

#### KEY TRANSIT TABLE - UNLOCODE PORT NAME & COUNTRY NAME

KHH: Kaohsiung, Taiwan | XMN: Xiamen, China | NSA: Nansha, China | HKG: Hong Kong, China | YTN: Yantian, China | BNE: Brisbane, Australia | SYD: Sydney, Australia | MEL: Melbourne, Australia

## PORT ROTATION

(Terminals are subject to change)

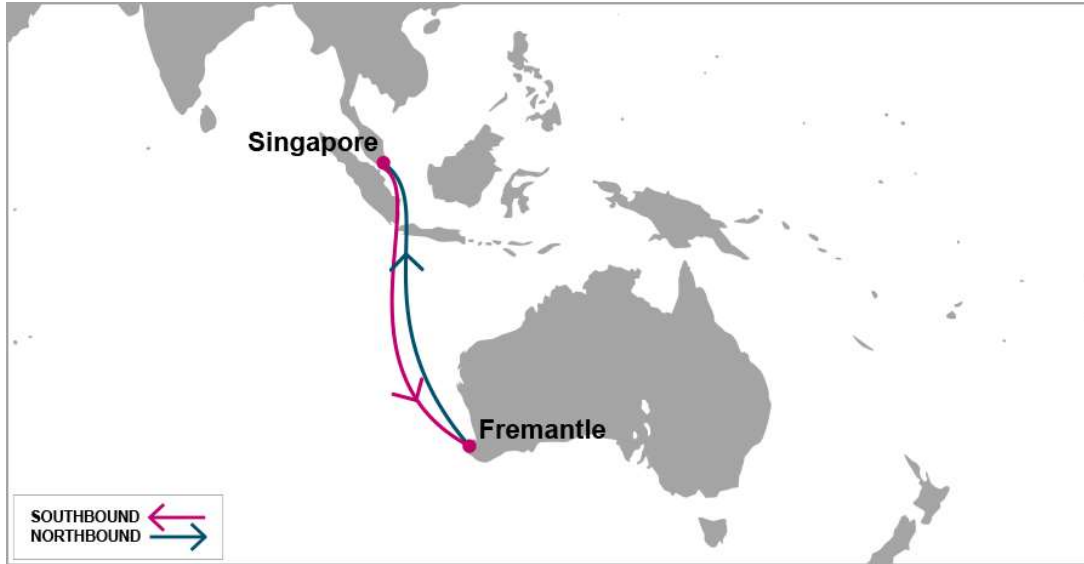
ORIGIN	ETA/ETD	TERMINAL
Kaohsiung	WED/WED	Kaohsiung APL Terminal
Xiamen	THU/THU	Xiamen Haitian Terminal
Nansha	FRI/SAT	Guangzhou Oceangate Container Terminal
Hong Kong	SAT/SUN	Dp World Hong Kong Limited
Yantian	SUN/MON	Yantian Int'l Container Terminal Ltd.
Melbourne	SAT/MON	Dp World Melbourne
Sydney	TUE/THU	Dp World Sydney
Brisbane	FRI/SAT	Dp World Brisbane
Kaohsiung	WED/WED	Kaohsiung APL Terminal

Turnaround days: 35

Weekly/Fixed Day Service

Last update : 21-Mar-2018

## WAU: West Australia



## KEY TRANSIT TABLE

S/B	FRE	N/B	SIN
SIN	6	FRE	6

### KEY TRANSIT TABLE - UNLOCODE PORT NAME & COUNTRY NAME

SIN: Singapore, Singapore | FRE: Fremantle, Australia

## PORT ROTATION

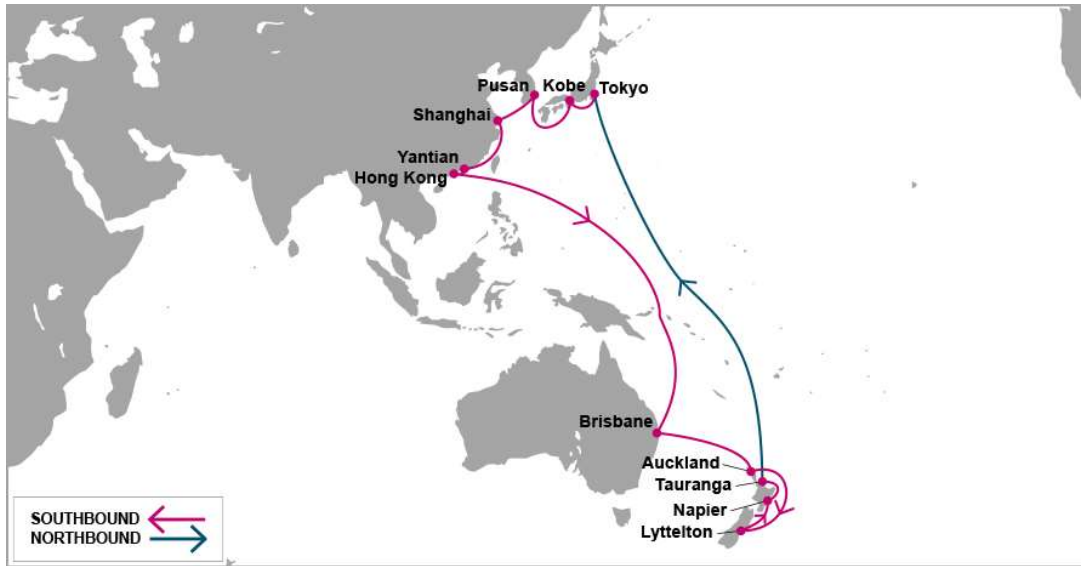
(Terminals are subject to change)

ORIGIN	ETA/ETD	TERMINAL
Singapore	THU/FRI	PSA Singapore
Fremantle	THU/FRI	Patrick
Singapore	THU/FRI	PSA Singapore
<b>Turnaround days:</b>		<b>14</b>

Weekly/Fixed Day Service

Last update : 14-Feb-2018

## NZJ: New Zealand Japan



### KEY TRANSIT TABLE

S/B	BNE	AKL	LYT	NPE	TRG	N/B	TYO	UKB	PUS	SHA	YTN	HKG
TYO	18	23	26	28	29	BNE	22	24	25	27	30	30
UKB	17	22	25	27	28	AKL	17	19	20	22	25	25
PUS	15	20	23	25	26	LYT	14	16	17	19	22	22
SHA	13	18	21	23	24	NPE	12	14	15	17	20	20
YTN	11	16	19	21	22	TRG	11	13	14	16	19	19
HKG	10	15	18	20	21							

### KEY TRANSIT TABLE - UNLOCODE PORT NAME & COUNTRY NAME

TYO: Tokyo, Japan | UKB: Kobe, Japan | PUS: Pusan, South Korea | SHA: Shanghai, China | YTN: Yantian, China | HKG: Hong Kong, China | BNE: Brisbane, Australia | AKL: Auckland, New Zealand | LYT: Lyttelton, New Zealand | NPE: Napier, New Zealand | TRG: Tauranga, New Zealand

### PORT ROTATION

(Terminals are subject to change)

ORIGIN	ETA/ETD	TERMINAL
Tokyo	TUE/WED	*Ohi No.3-4 Terminal
Kobe	THU/THU	*Rokko RC-6/7
Pusan	FRI/SAT	Busan Port Terminal (BPT)
Shanghai	SUN/MON	YS#3 (Guandong Int'l Container Terminal)
Yantian	WED/WED	Yantian International Container Terminal (YICT)
Hong Kong	WED/THU	*Hong Kong International Terminal
Brisbane	SUN/MON	DPW Australia Brisbane Terminal
Auckland	FRI/SAT	Port of Auckland (Axies Int'l)
Lyttelton	MON/TUE	Lyttelton Port Company Ltd.
Napier	WED/THU	Port of Napier Ltd
Tauranga	THU/FRI	Port of Tauranga Ltd
Tokyo	TUE/WED	*Ohi No.3-4 Terminal

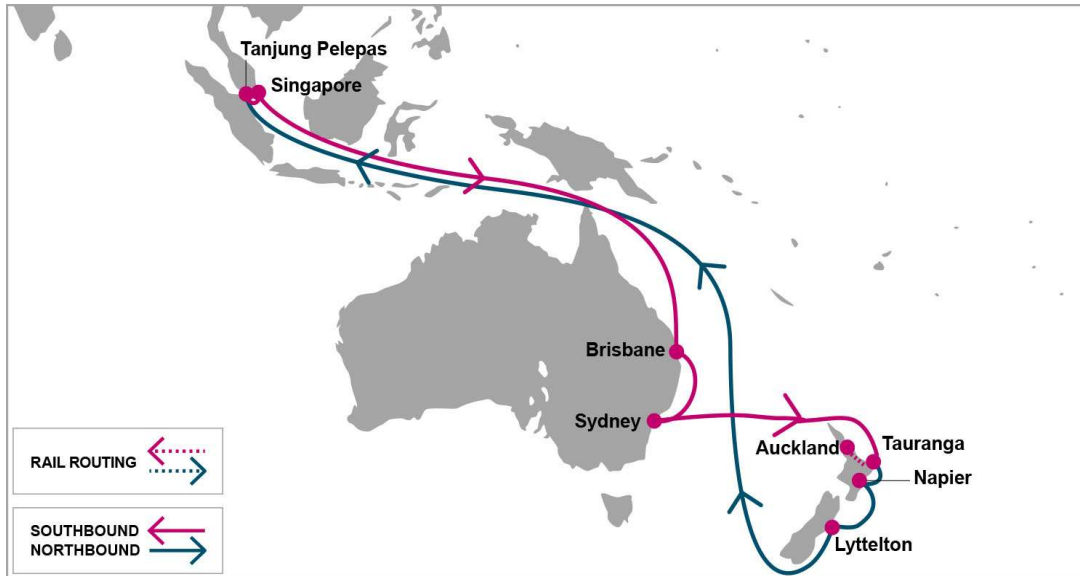
Turnaround days: 42

Weekly/Fixed Day Service

\*Partner's vessel may call different terminals.

Last update : 21-Mar-2018

## NZ1: New Zealand Feeder 1



### KEY TRANSIT TABLE

S/B	BNE	SYD	TRG	AKL	NPE	LYT	N/B	TPP	SIN
TPP	12	15	21	23	23	25	AKL	21	22
SIN	11	14	20	22	22	24	TRG	19	20
							NPE	17	18
							LYT	15	16

#### KEY TRANSIT TABLE - UNLOCODE PORT NAME & COUNTRY NAME

TPP: Tanjung Pelepas, Malaysia | SIN: Singapore, Singapore | AKL: Auckland, New Zealand | TRG: Tauranga, New Zealand | NPE: Napier, New Zealand | LYT: Lyttelton, New Zealand | SYD: Sydney, Australia | BNE: Brisbane, Australia

## PORT ROTATION

(Terminals are subject to change)

ORIGIN	ETA/ETD	TERMINAL
Tanjung Pelepas	MON/TUE	Tanjung Pelepas Port
Singapore	TUE/WED	PSA Singapore
Brisbane	SAT/SUN	Patrick
Sydney	TUE/THU	Patrick
Tauranga	TUE/WED	Port of Tauranga
Auckland (Via Rail)	FRI/SAT	Metroport
Napier	THU/THU	Port of Napier
Lyttelton	FRI/SAT	Lyttelton Port Company
Tanjung Pelepas	MON/TUE	Tanjung Pelepas Port

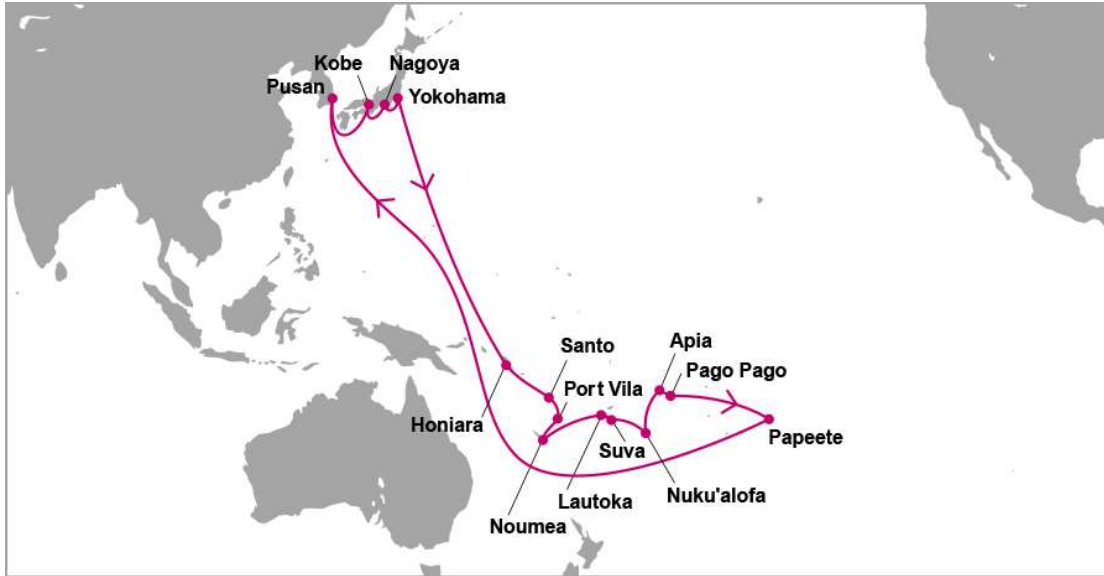
Turnaround days: 42

Weekly/Fixed Day Service

Last update : 18-Oct-2018



## SPL: SOUTH PACIFIC SERVICE - LOOP A



### KEY TRANSIT TABLE

S/B	HIR	SAN	VLI	NOU	LTk	SUV	TBU	APW	PPG	PPT
PUS	12	16	17	18	22	23	25	28	30	34
UKB	11	15	16	17	21	22	24	27	29	33
NGO	10	14	15	16	20	21	23	26	28	32
YOK	8	12	13	14	18	19	21	24	26	30

N/B	PUS	UKB	NGO	YOK
HIR	40	43	45	47
SAN	38	41	42	44
VLI	37	40	41	43
NOU	35	38	39	41
LTk	32	35	36	38
SUV	31	34	35	37
TBU	28	31	32	34
APW	25	28	29	31
PPG	24	27	28	30
PPT	19	22	23	25

#### KEY TRANSIT TABLE - UNLOCODE PORT NAME & COUNTRY NAME

PUS: Pusan, South Korea | UKB: Kobe, Japan | NGO: Nagoya, Japan | YOK: Yokohama, Japan | HIR: Honiara, Solomon Islands | SAN: Santo, Vanuatu | VLI: Port Vila, Vanuatu | NOU: Noumea, New Caledonia | LTk: Lautoka, Fiji | SUV: Suva, Fiji | TBU: Nuku'alofa, Kingdom of Tonga | APW: Apia, Samoa | PPG: Pago Pago, American Samoa | PPT: Papeete, French Polynesies

### PORT ROTATION

(Terminals are subject to change)

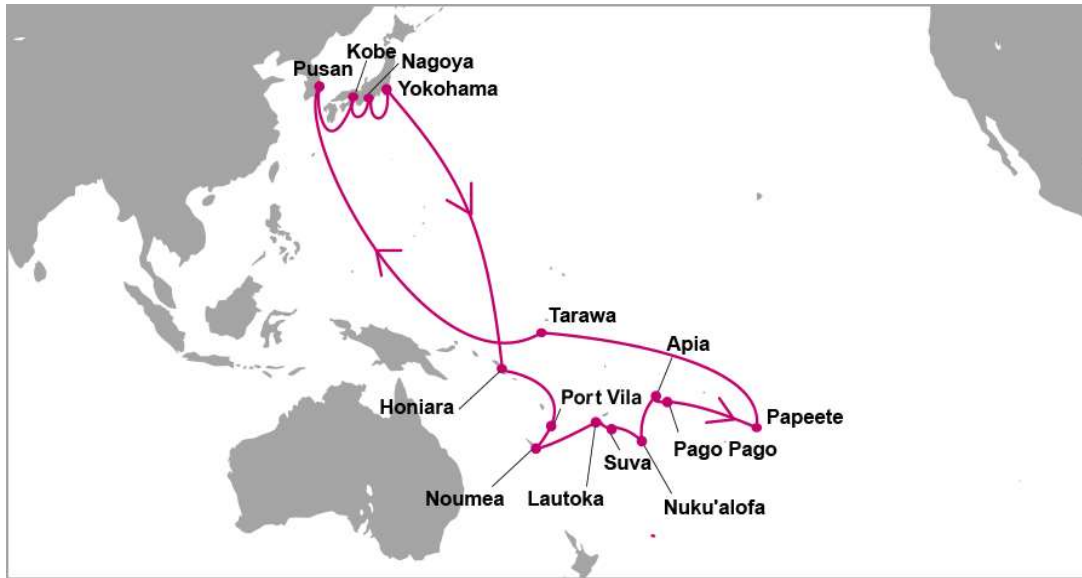
ORIGIN	ETA/ETD	TERMINAL
Pusan	-	Busan Port Terminal
Kobe	-	Rokko IS. General Berth
Nagoya	-	Nagoya Kinjo General Berth
Yokohama	-	Daikoku General Berth
Honiara	-	S.I. Ports Authority
Santo	-	Luganville Wharf
Port Vila	-	Main Wharf
Noumea	-	Port Autonome De La Nouvelle Calédo
Lautoka	-	Lautoka Port
Suva	-	Suva Port
Nuku'alofa	-	Queen Salote Wharf
Apia	-	Matautu
Pago Pago	-	Pago Pago
Papeete	-	Port Autonome De Papeete
Pusan	-	Busan Port Terminal

Turnaround days: -

Not Fixed Day Service; Transit Time For Reference Only

Last update : 21-Sep-2018

## SPL: SOUTH PACIFIC SERVICE - LOOP B



### KEY TRANSIT TABLE

S/B	HIR	VLI	NOU	LTK	SUV	TBU	APW	PPG	PPT	TRW	N/B	PUS	UKB	NGO	YOK
PUS	14	17	19	21	22	24	26	26	32	40	HIR	39	43	44	45
UKB	12	15	17	19	20	22	24	24	30	38	VLI	36	40	41	42
NGO	11	14	16	18	19	21	23	23	29	37	NOU	35	39	40	41
YOK	10	13	15	17	18	20	22	22	28	36	LTK	32	36	37	38
											SUV	31	35	36	37
											TBU	30	34	35	36
											APW	28	32	33	34
											PPG	27	31	32	33
											PPT	22	26	27	28
											TRW	13	17	18	19

### KEY TRANSIT TABLE - UNLOCODE PORT NAME & COUNTRY NAME

PUS: Pusan, South Korea | UKB: Kobe, Japan | NGO: Nagoya, Japan | YOK: Yokohama, Japan | HIR: Honiara, Solomon Islands | VLI: Port Vila, Vanuatu | NOU: Noumea, New Caledonia | LTK: Lautoka, Fiji | SUV: Suva, Fiji | TBU: Nuku'alofa, Kingdom of Tonga | APW: Apia, Samoa | PPG: Pago Pago, American Samoa | PPT: Papeete, French Polynesia | TRW: Tarawa, Kiribati

## PORT ROTATION

(Terminals are subject to change)

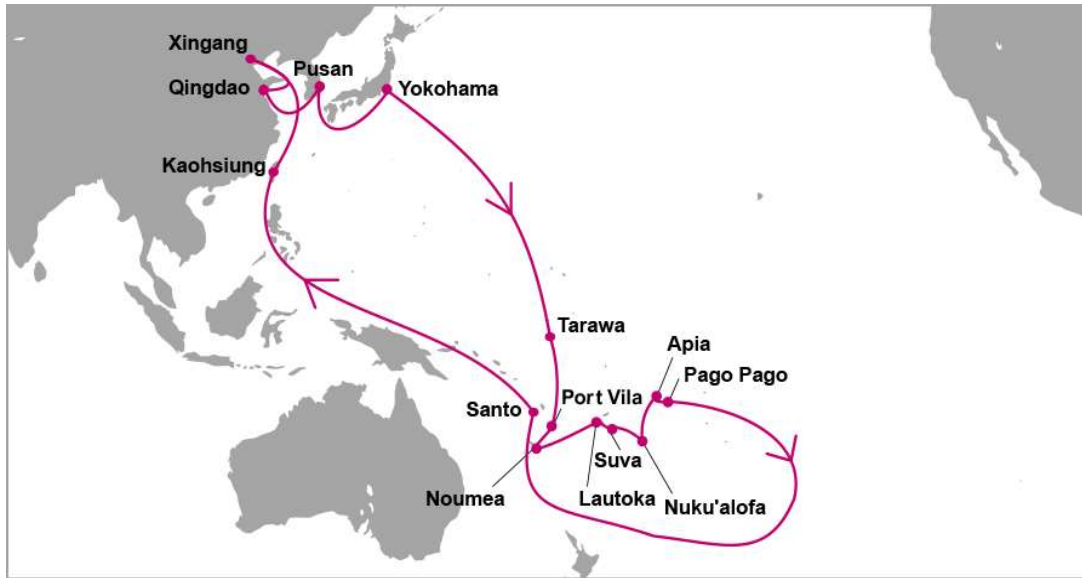
ORIGIN	ETA/ETD	TERMINAL
Pusan	-	Pusan General Berth
Kobe	-	Rokko Island I. Berth
Nagoya	-	Nagoya Terminal
Yokohama	-	Daikoku T-1 TML
Honiara	-	S.I. Ports Authority
Port Vila	-	Main Wharf
Noumea	-	Port Autonome De La Nouvelle Calédo
Lautoka	-	Lautoka Port
Suva	-	Suva Port
Nuku'alofa	-	Queen Salote Wharf
Apia	-	Matautu
Pago Pago	-	Pago Pago
Papeete	-	Port Autoome De Papeete
Tarawa	-	Kiribati Port Authority
Pusan	-	Pusan General Berth

Turnaround days: -

Not Fixed Day Service; Transit Time For Reference Only

Last update : 21-Sep-2018

## SPL: SOUTH PACIFIC SERVICE - LOOP C



### KEY TRANSIT TABLE

S/B	TRW	VLI	NOU	LTK	SUV	TBU	APW	PPG	SAN	N/B	KHH	TXG	TAO	PUS	YOK
KHH	24	29	31	34	35	38	41	41	52	TRW	30	34	36	40	44
TXG	20	25	27	30	31	34	37	37	48	VLI	25	29	31	35	39
TAO	16	21	23	26	27	30	33	33	44	NOU	23	27	29	33	37
PUS	13	18	20	23	24	27	30	30	41	LTK	20	24	26	30	34
YOK	9	14	16	19	20	23	26	26	37	SUV	18	22	24	28	32
										TBU	16	20	22	26	30
										APW	14	18	20	24	28
										PPG	13	17	19	23	27
										SAN	2	6	8	12	16

### KEY TRANSIT TABLE - UNLOCODE PORT NAME & COUNTRY NAME

KHH: Kaohsiung, Taiwan | TXG: Xingang, China | TAO: Qingdao, China | PUS: Pusan, South Korea | YOK: Yokohama, Japan | TRW: Tarawa, Kiribati | VLI: Port Vila, Vanuatu | NOU: Noumea, New Caledonia | LTK: Lautoka, Fiji | SUV: Suva, Fiji | TBU: Nuku'alofa, Kingdom of Tonga | APW: Apia, Samoa | PPG: Pago Pago, American Samoa | SAN: Santo, Vanuatu

## PORT ROTATION

(Terminals are subject to change)

ORIGIN	ETA/ETD	TERMINAL
Kaohsiung	-	Kaohsiung 42 Terminal
Xingang	-	Tianjin Port Pacific International
Qingdao	-	Qingdao Qianwan United Container Terminal
Pusan	-	Dongbu Pusan Container Terminal (DPCT)
Yokohama	-	Honmoku Terminal
Tarawa	-	Kiribati Port Authority
Port Vila	-	Main Wharf
Noumea	-	Port Autonome De La Nouvelle Caledo
Lautoka	-	Lautoka Port
Suva	-	Suva Port
Nuku'alofa	-	Queen Salote Wharf
Apia	-	Matautu
Pago Pago	-	Pago Pago
Santo	-	Luganville Wharf
Kaohsiung	-	Kaohsiung 42 Terminal

Turnaround days: -

Not Fixed Day Service; Transit Time For Reference Only

Last update : 21-Sep-2018