

AS ONE, WE CAN.

ONE

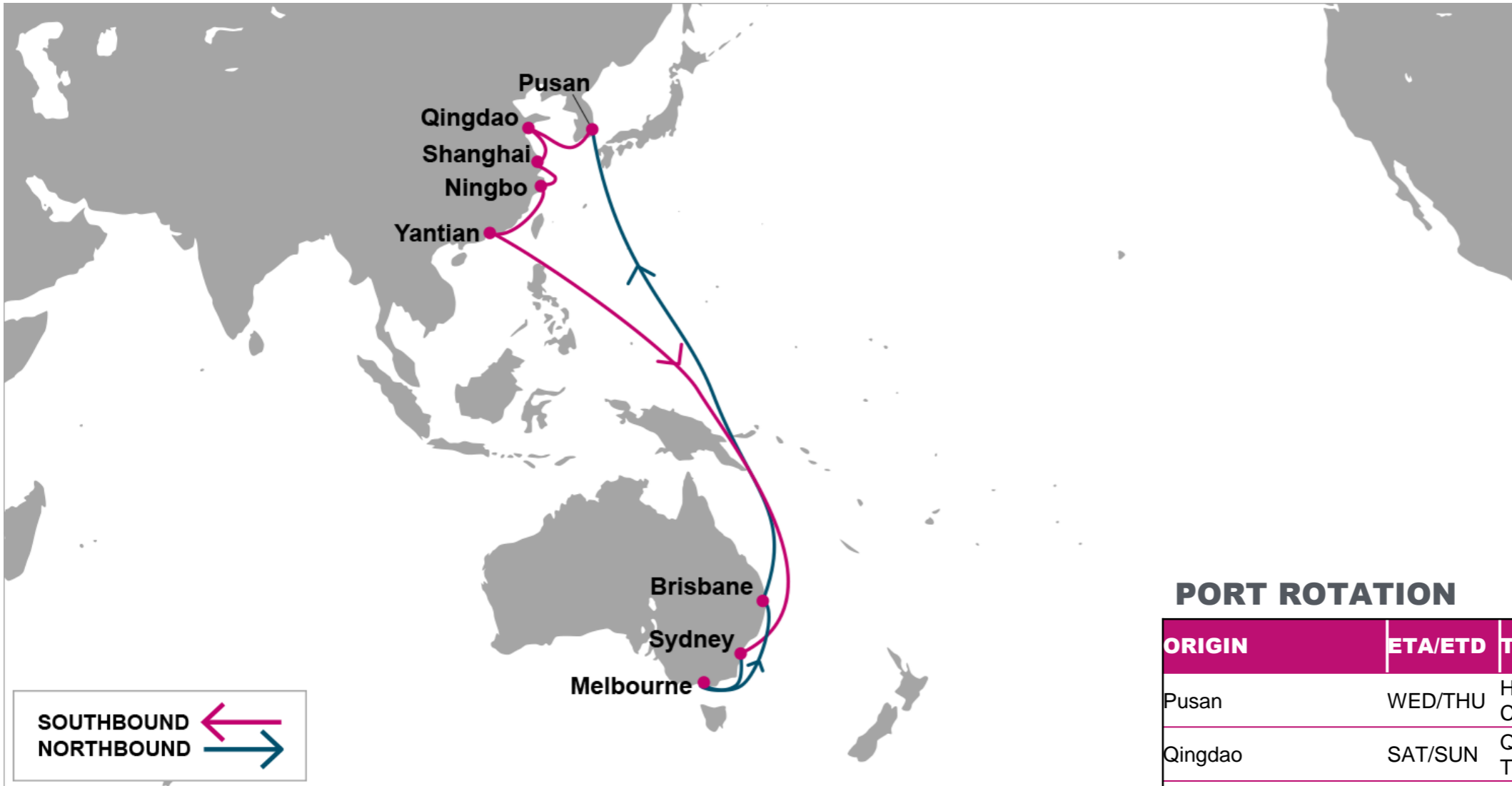
OCEAN NETWORK EXPRESS



Service Maps
OCEANIA

Copyright © Ocean Network Express Pte. Ltd. All Rights Reserved

For more information, please click [here](#)



PORT ROTATION

(Terminals are subject to change)

| ORIGIN | ETA/ETD | TERMINAL |
|----------------------------|---------|--|
| Pusan | WED/THU | HPNT, HMM PSA Newport Terminal Co. Ltd |
| Qingdao | SAT/SUN | Qingdao New Qianwan Container Tml (QQCT) |
| Shanghai | TUE/WED | SIPG Waigaoqiao Phase II/III (SIPGZCT) |
| Ningbo | THU/FRI | Ningbo Meishan Island International Container |
| Yantian | TUE/WED | Yantian International Container Terminal (YICT) |
| Sydney | MON/WED | Patrick Terminals |
| Melbourne | FRI/SUN | Victoria International Container Terminal (VICT) |
| Brisbane | WED/THU | HPH Brisbane |
| Turnaround days: 49 | | |

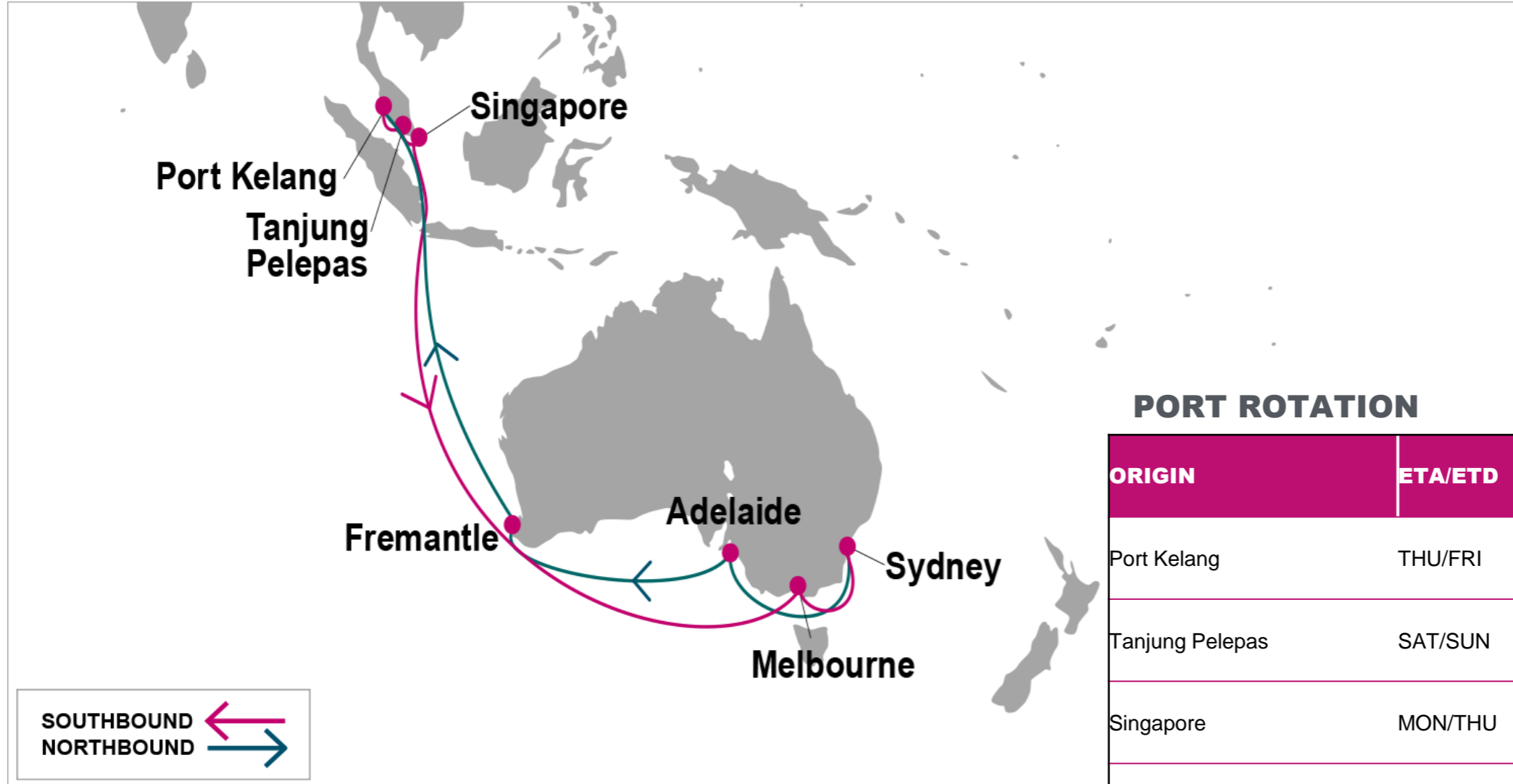
| S/B | SYD | MEL | BNE | N/B | PUS | TAO | SHA | NGB | YTN |
|-----|-----|-----|-----|-----|-----|-----|-----|-----|-----|
| PUS | 25 | 29 | 34 | SYD | 21 | 24 | 27 | 29 | 34 |
| TAO | 22 | 26 | 31 | MEL | 17 | 20 | 23 | 25 | 30 |
| SHA | 19 | 23 | 28 | BNE | 13 | 16 | 19 | 21 | 26 |
| NGB | 17 | 21 | 26 | | | | | | |
| YTN | 12 | 16 | 21 | | | | | | |

KEY TRANSIT TABLE - UNLOCODE PORT NAME & COUNTRY NAME

PUS: Pusan, South Korea | **TAO:** Qingdao, China | **NGB:** Ningbo, China | **SHA:** Shanghai, China | **YTN:** Yantian, China | **SYD:** Sydney, Australia | **MEL:** Melbourne, Australia | **BNE:** Brisbane, Australia

NOTE: Transit times and port rotation are as of now and subject to change

For more information, please click [here](#)



PORT ROTATION

(Terminals are subject to change)

| ORIGIN | ETA/ETD | TERMINAL |
|-------------------------|-----------|-----------------------------------|
| Port Kelang | THU/FRI | Westports |
| Tanjung Pelepas | SAT/SUN | Tanjung Pelepas Ports |
| Singapore | MON/THU | PSA (Port of Singapore Authority) |
| Melbourne | TUE/FRI | Patrick Stevedores (Melbourne) |
| Sydney | SUN/TUE | Patrick Stevedores (Sydney) |
| Adelaide | SUN/TUE | Flinders Ports |
| Fremantle | SUN/TUE | Patrick Stevedores (Fremantle) |
| Port Kelang | THU/FRI | Westports |
| Turnaround days: | 49 | |

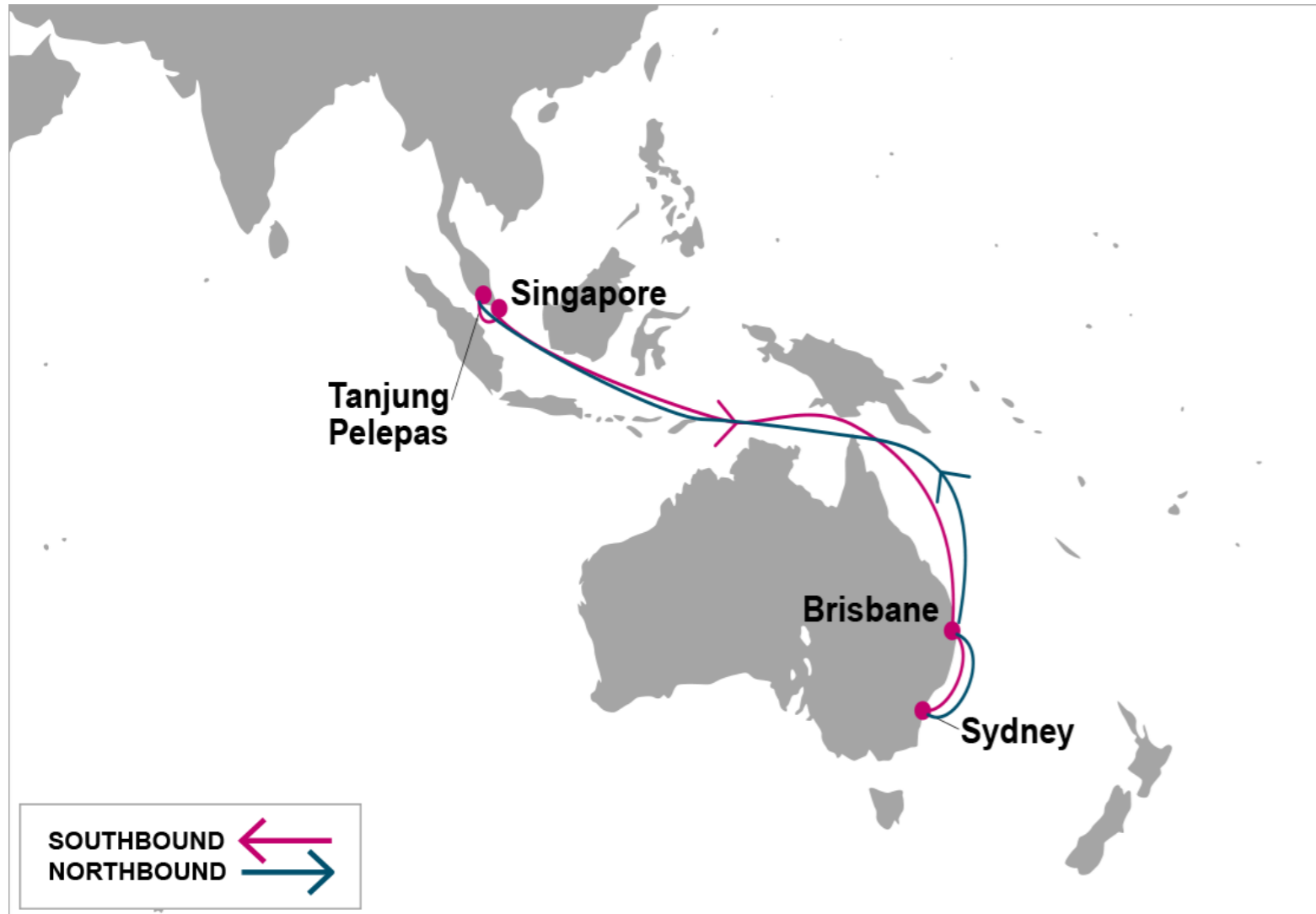
| S/B | MEL | SYD | ADL | FRE | N/B | PKG | TPP | SIN |
|-----|-----|-----|-----|-----|-----|-----|-----|-----|
| PKG | 18 | 23 | 30 | 37 | MEL | 27 | 29 | 31 |
| TPP | 16 | 21 | 28 | 35 | SYD | 23 | 25 | 27 |
| SIN | 12 | 17 | 24 | 31 | ADL | 16 | 18 | 20 |
| | | | | | FRE | 9 | 11 | 13 |

KEY TRANSIT TABLE - UNLOCODE PORT NAME & COUNTRY NAME

TPP: Tanjung Pelepas, Malaysia | PKG: Port Kelang, Malaysia | SIN: Singapore, Singapore | FRE: Fremantle, Australia | ADL: Adelaide, Australia | MEL: Melbourne, Australia | SYD: Sydney, Australia | ADL: Adelaide, Australia

NOTE: Transit times and port rotation are as of now and subject to change

For more information, please click [here](#)



PORT ROTATION

(Terminals are subject to change)

| ORIGIN | ETA/ETD | TERMINAL |
|-------------------------|-----------|-----------------------------------|
| Tanjung Pelepas | TUE/WED | Tanjung Pelepas Ports |
| Singapore | WED/SAT | PSA (Port of Singapore Authority) |
| Brisbane | FRI/SAT | DP World Brisbane |
| Sydney | MON/THU | DP World Sydney |
| Brisbane | SAT/SUN | DP World Brisbane |
| Tanjung Pelepas | TUE/WED | Tanjung Pelepas Ports |
| Turnaround days: | 42 | |

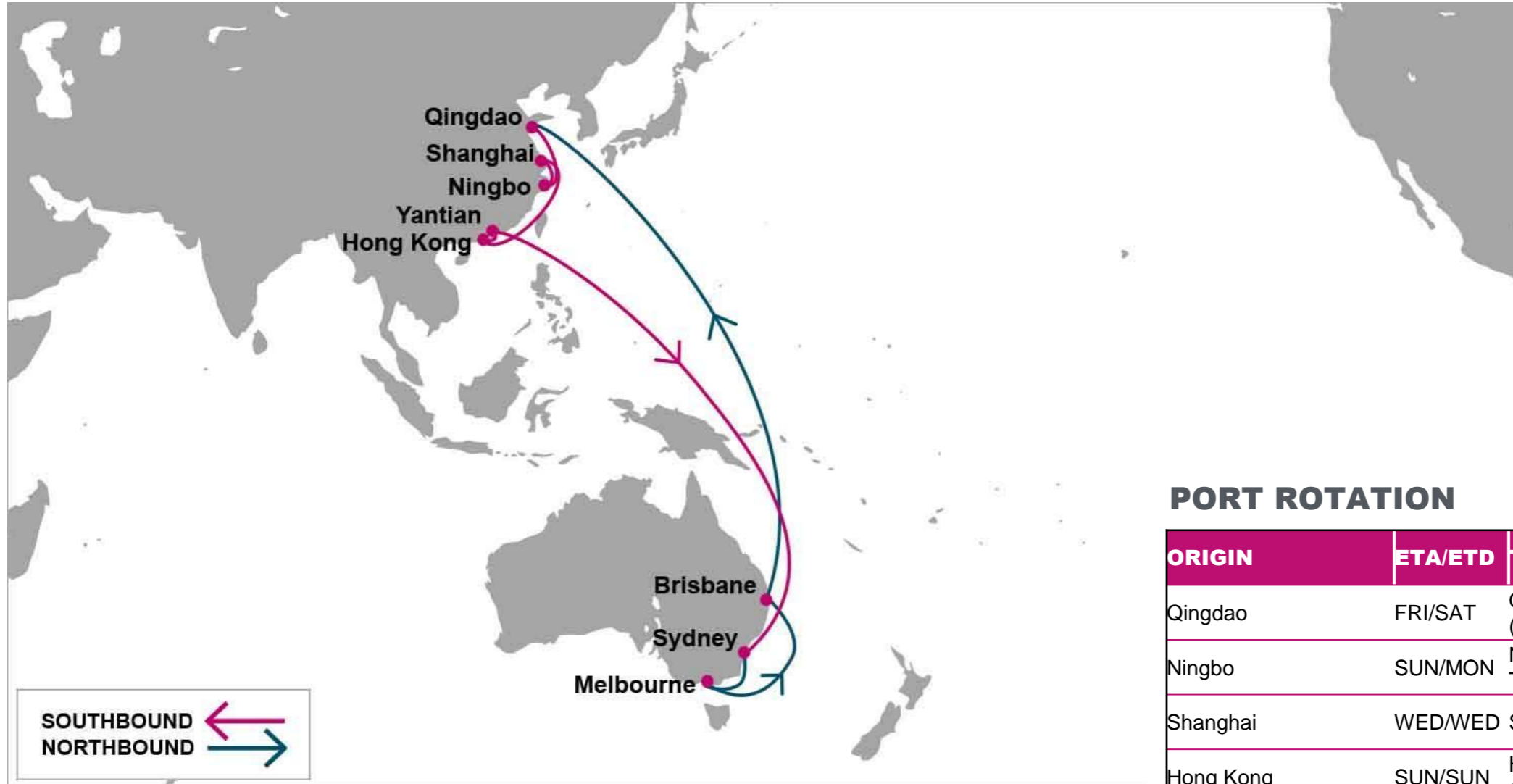
| S/B | BNE | SYD | N/B | TPP | SIN |
|-----|-----|-----|-----|-----|-----|
| TPP | 16 | 19 | SYD | 19 | 20 |
| SIN | 13 | 16 | BNE | 16 | 17 |

KEY TRANSIT TABLE - UNLOCODE PORT NAME & COUNTRY NAME

| **TPP:** Tanjung Pelepas, Malaysia | **SIN:** Singapore, Singapore | **SYD:** Sydney, Australia | **BNE:** Brisbane, Australia

NOTE: Transit times and port rotation are as of now and subject to change

For more information, please click [here](#)



PORT ROTATION

(Terminals are subject to change)

| ORIGIN | ETA/ETD | TERMINAL |
|----------------------------|---------|---|
| Qingdao | FRI/SAT | Qingdao Qianwan Container Terminal (QQCT) |
| Ningbo | SUN/MON | Ningbo Port Group Third Container Terminal |
| Shanghai | WED/WED | SPIG – Shangdong Branch |
| Hong Kong | SUN/SUN | Hongkong International Terminals (HIT) |
| Yantian | SUN/MON | Yantian International Container Terminal (YICT) |
| Sydney | SAT/MON | Patrick Stevedores (Sydney) |
| Melbourne | THU/SAT | Patrick Stevedores (Melbourne) |
| Brisbane | TUE/THU | Patrick Stevedores (Brisbane) |
| Qingdao | FRI/SAT | Qingdao Qianwan Container Terminal (QQCT) |
| Turnaround days: 49 | | |

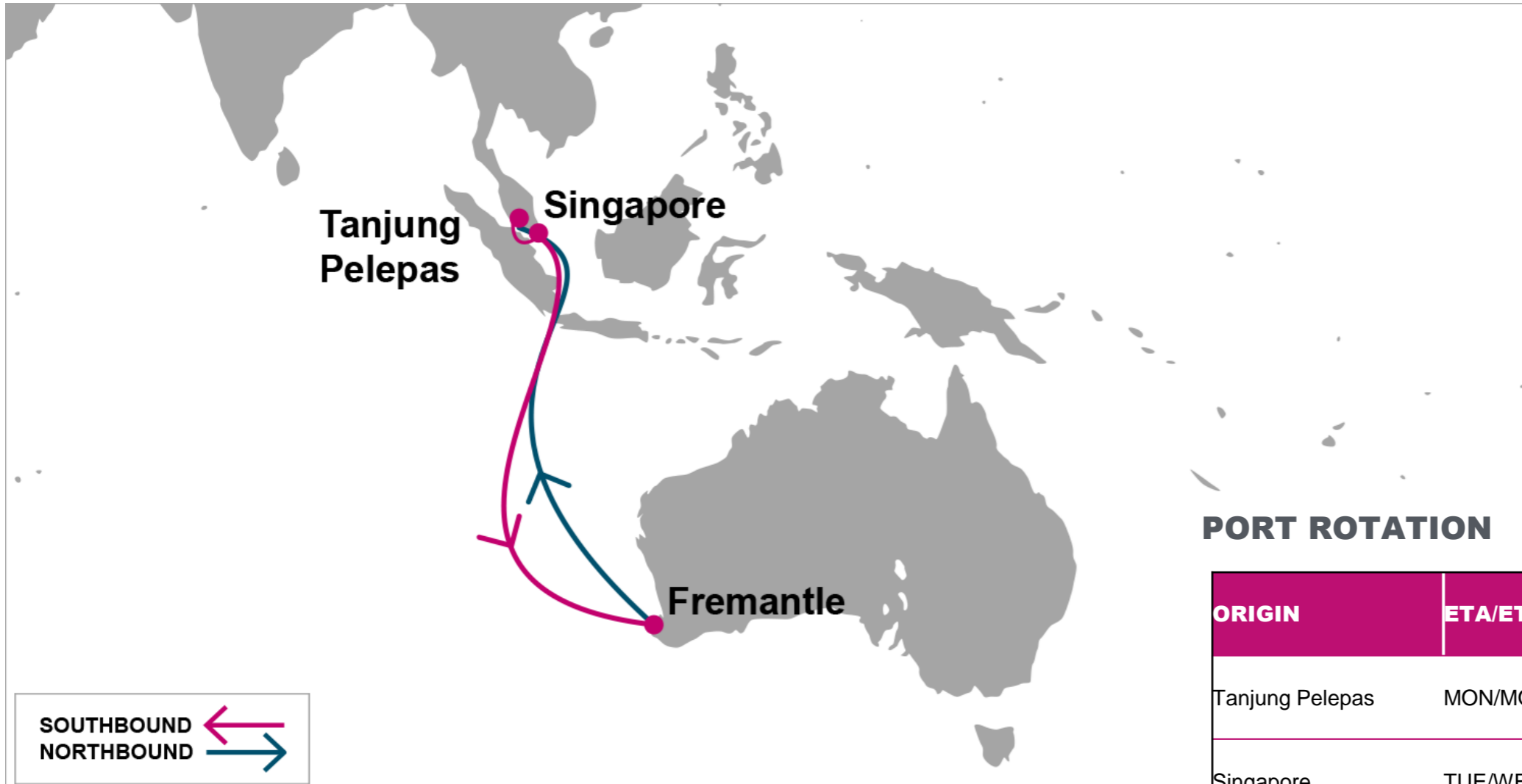
| S/B | SYD | MEL | BNE | N/B | TAO | NGB | SHA | HKG | YTN |
|-----|-----|-----|-----|-----|-----|-----|-----|-----|-----|
| TAO | 21 | 26 | 31 | SYD | 25 | 27 | 30 | 34 | 34 |
| NGB | 19 | 24 | 29 | MEL | 20 | 22 | 25 | 29 | 29 |
| SHA | 17 | 22 | 27 | BNE | 15 | 17 | 20 | 24 | 24 |
| HKG | 13 | 18 | 23 | | | | | | |
| YTN | 12 | 17 | 22 | | | | | | |

KEY TRANSIT TABLE - UNLOCODE PORT NAME & COUNTRY NAME

TAO: Qingdao,China | **SHA:** Shanghai, China | **NGB:** Ningbo, China | **HKG:** Hong Kong, China | **YTN:** Yantian, China | **SYD:** Sydney, Australia | **MEL:** Melbourne, Australia | **BNE:** Brisbane, Australia

NOTE: Transit times and port rotation are as of now and subject to change

For more information, please click [here](#)



PORT ROTATION

(Terminals are subject to change)

| ORIGIN | ETA/ETD | TERMINAL |
|----------------------------|---------|-----------------------------------|
| Tanjung Pelepas | MON/MON | Tanjung Pelepas Ports |
| Singapore | TUE/WED | PSA (Port of Singapore Authority) |
| Fremantle | THU/SAT | Patrick Stevedores (Fremantle) |
| Tanjung Pelepas | MON/MON | Tanjung Pelepas Ports |
| Turnaround days: 21 | | |

| S/B | FRE | N/B | TPP | SIN |
|-----|-----|-----|-----|-----|
| TPP | 10 | FRE | 9 | 10 |
| SIN | 8 | | | |

KEY TRANSIT TABLE - UNLOCODE PORT NAME & COUNTRY NAME

SIN: Singapore, Singapore | **FRE:** Fremantle, Australia | **TPP:** Tanjung Pelepas, Malaysia

NOTE: Transit times and port rotation are as of now and subject to change

For more information, please click [here](#)



PORT ROTATION

(Terminals are subject to change)

| ORIGIN | ETA/ETD | TERMINAL |
|-----------|---------|---|
| Tokyo | THU/FRI | Ohi No.3-4 Terminal* |
| Kobe | SAT/SAT | KICT Port Island (C-15 16 17) |
| Pusan | MON/TUE | Pusan Newport Company (PNC) |
| Shanghai | THU/SAT | SIPG Waigaoqiao Phase II/III (SIPGZCT) |
| Yantian | TUE/TUE | Yantian International Container Terminal (YICT) |
| Hong Kong | WED/WED | Hongkong International Terminals (HIT)* |
| Brisbane | SUN/MON | DP World Brisbane |
| Auckland | FRI/SAT | Port of Auckland |
| Lyttelton | MON/TUE | Lyttelton Port Company |
| Napier | WED/THU | Port of Napier |
| Tauranga | THU/FRI | Port of Tauranga |
| Tokyo | THU/FRI | Ohi No.3-4 Terminal* |

Turnaround days:49

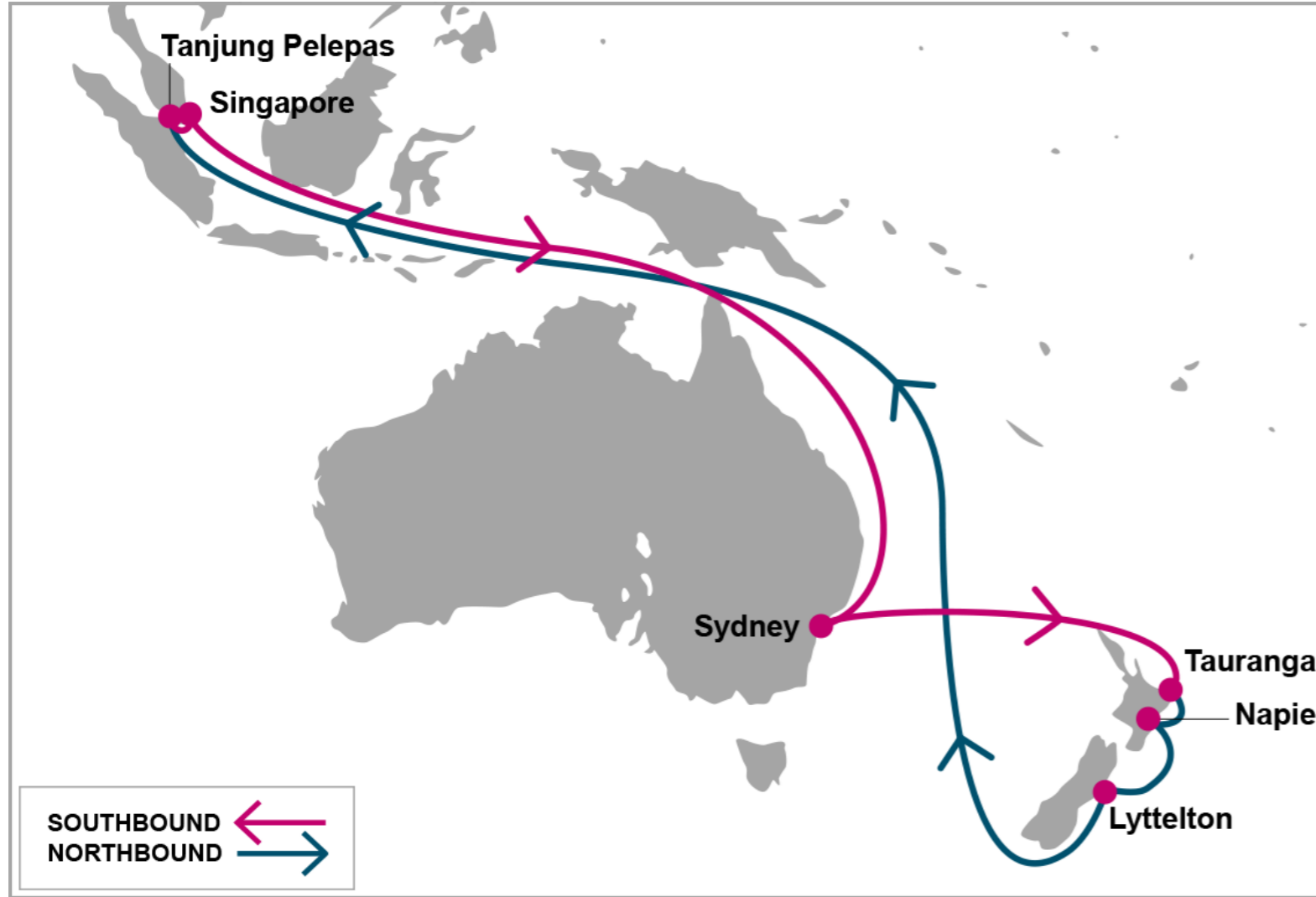
| S/B | BNE | AKL | LYT | NPE | TRG | N/B | TYO | UKB | PUS | SHA | YTN | HKG |
|-----|-----|-----|-----|-----|-----|-----|-----|-----|-----|-----|-----|-----|
| TYO | 23 | 28 | 31 | 33 | 34 | AKL | 19 | 21 | 23 | 26 | 31 | 32 |
| UKB | 22 | 27 | 30 | 32 | 33 | LYT | 16 | 18 | 20 | 23 | 28 | 29 |
| PUS | 19 | 24 | 27 | 29 | 30 | NPE | 14 | 16 | 18 | 21 | 26 | 27 |
| SHA | 15 | 20 | 23 | 25 | 26 | TRG | 13 | 15 | 17 | 20 | 25 | 26 |
| YTN | 12 | 17 | 20 | 22 | 23 | | | | | | | |
| HKG | 11 | 16 | 19 | 21 | 22 | | | | | | | |

KEY TRANSIT TABLE - UNLOCODE PORT NAME & COUNTRY NAME

TYO: Tokyo, Japan | **UKB:** Kobe, Japan | **PUS:** Pusan, South Korea | **SHA:** Shanghai, China | **YTN:** Yantian, China | **HKG:** Hong Kong, China | **BNE:** Brisbane, Australia | **AKL:** Auckland, New Zealand | **LYT:** Lyttelton, New Zealand | **NPE:** Napier, New Zealand | **TRG:** Tauranga, New Zealand

NOTE: Transit times and port rotation are as of now and subject to change

For more information, please click [here](#)



PORT ROTATION

(Terminals are subject to change)

| ORIGIN | ETA/ETD | TERMINAL |
|----------------------------|---------|-------------------------|
| Tanjung Pelepas | SAT/SUN | Tanjung Pelepas Port |
| Singapore | MON/TUE | PSA Corporation Limited |
| Sydney | SAT/TUE | DP World Sydney |
| Tauranga | SAT/MON | Port of Tauranga |
| Napier | TUE/WED | Port of Napier |
| Lyttelton | FRI/SUN | Port of Lyttelton |
| Tanjung Pelepas | SAT/SUN | Tanjung Pelepas Port |
| Turnaround days: 51 | | |

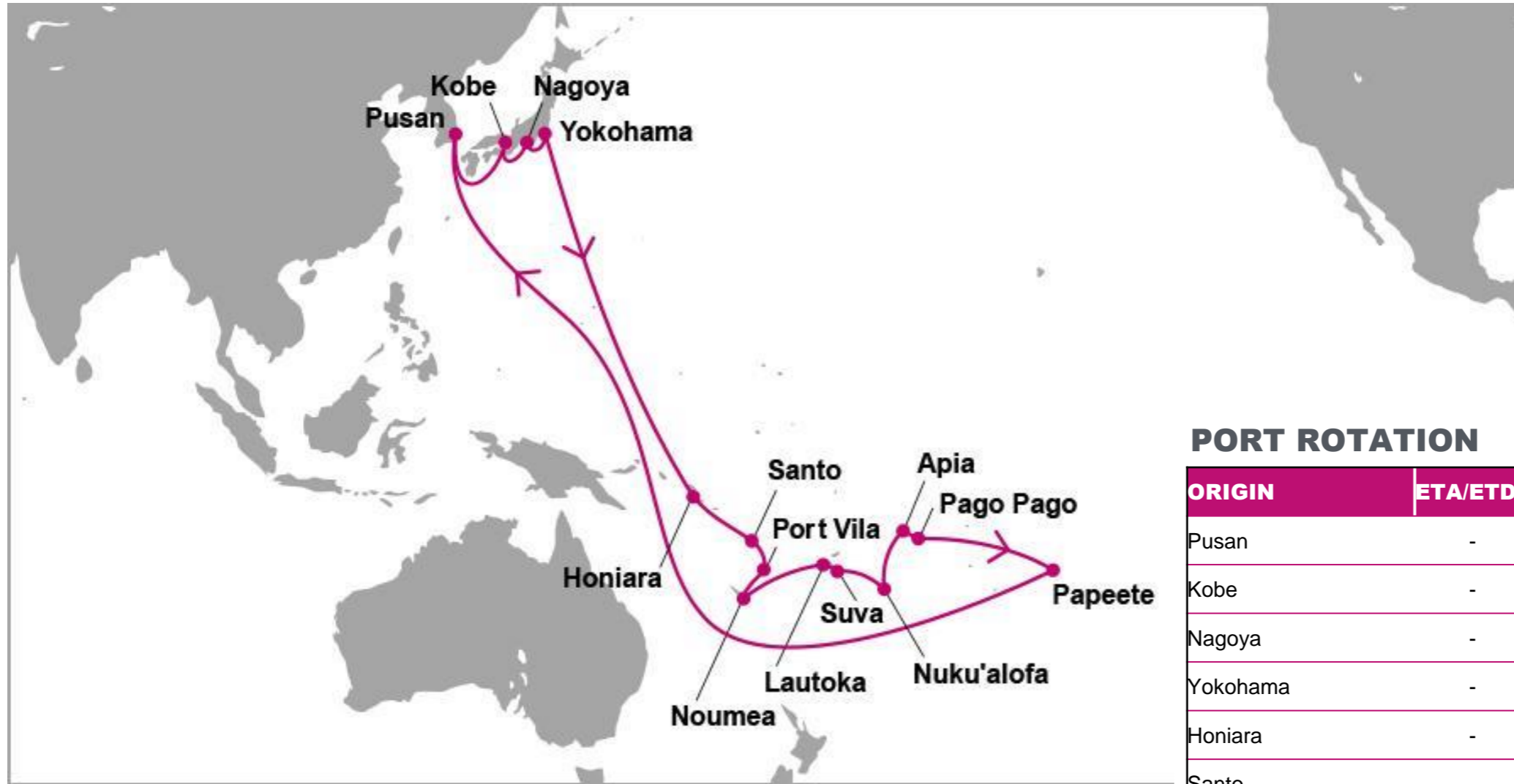
| S/B | SYD | TRG | NPE | LYT | N/B | TPP | SIN |
|-----|-----|-----|-----|-----|-----|-----|-----|
| TPP | 13 | 20 | 23 | 26 | SYD | 32 | 34 |
| SIN | 11 | 18 | 21 | 24 | TRG | 26 | 28 |
| | | | | | NPE | 24 | 26 |
| | | | | | LYT | 20 | 22 |

KEY TRANSIT TABLE - UNLOCODE PORT NAME & COUNTRY NAME

TPP: Tanjung Pelepas, Malaysia | **SIN:** Singapore, Singapore | **TRG:** Tauranga, New Zealand | **NPE:** Napier, New Zealand | **LYT:** Lyttelton, New Zealand | **SYD:** Sydney, Australia

NOTE: Transit times and port rotation are as of now and subject to change

For more information, please click [here](#)



PORT ROTATION

(Terminals are subject to change)

| ORIGIN | ETA/ETD | TERMINAL |
|-------------------------|---------|-------------------------------------|
| Pusan | - | Busan Port Terminal |
| Kobe | - | Rokko IS. General Berth |
| Nagoya | - | Nagoya Kinjo General Berth |
| Yokohama | - | Daikoku General Berth |
| Honiara | - | S.I. Ports Authority |
| Santo | - | Luganville Wharf |
| Port Vila | - | Main Wharf |
| Noumea | - | Port Autonome De La Nouvelle Calédo |
| Lautoka | - | Lautoka Port |
| Suva | - | Suva Port |
| Nuku'alofa | - | Queen Salote Wharf |
| Apia | - | Matautu |
| Pago Pago | - | Pago Pago |
| Papeete | - | Port Autonome De Papeete |
| Pusan | - | Busan Port Terminal |
| Turnaround days: | - | |

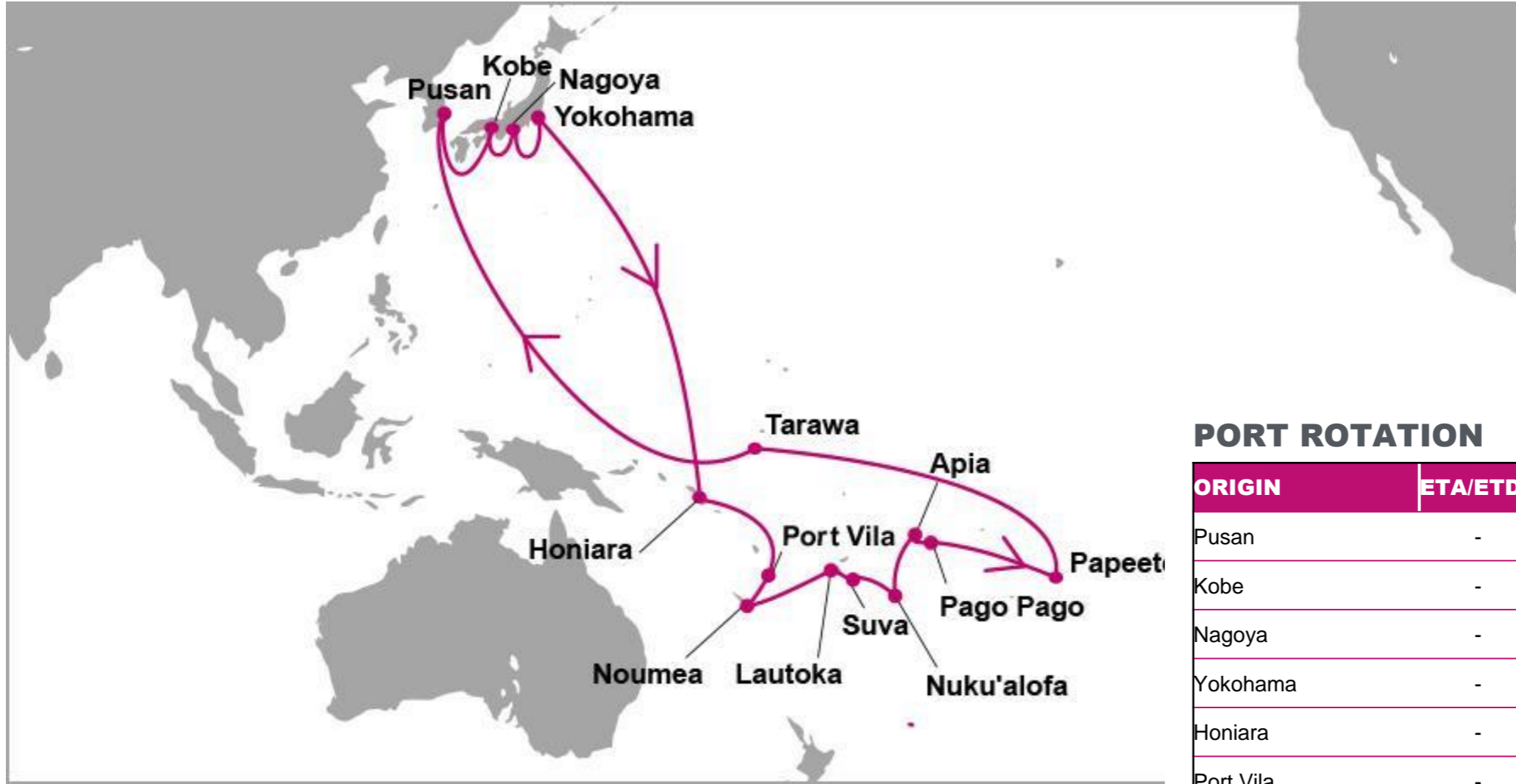
| S/B | HIR | SAN | VLI | NOU | LTK | SUV | TBU | APW | PPG | PPT | N/B | PUS |
|------------|-----|-----|-----|-----|-----|-----|-----|-----|-----|-----|------------|-----|
| PUS | 12 | 16 | 17 | 18 | 22 | 23 | 25 | 28 | 30 | 34 | HIR | 40 |
| UKB | 11 | 15 | 16 | 17 | 21 | 22 | 24 | 27 | 29 | 33 | SAN | 38 |
| NGO | 10 | 14 | 15 | 16 | 20 | 21 | 23 | 26 | 28 | 32 | VLI | 37 |
| YOK | 8 | 12 | 13 | 14 | 18 | 19 | 21 | 24 | 26 | 30 | NOU | 35 |
| | | | | | | | | | | | LTK | 32 |
| | | | | | | | | | | | SUV | 31 |
| | | | | | | | | | | | TBU | 28 |
| | | | | | | | | | | | APW | 25 |
| | | | | | | | | | | | PPG | 24 |
| | | | | | | | | | | | PPT | 19 |

KEY TRANSIT TABLE - UNLOCODE PORT NAME & COUNTRY NAME

PUS: Pusan, South Korea | **UKB:** Kobe, Japan | **NGO:** Nagoya, Japan | **YOK:** Yokohama, Japan | **HIR:** Honiara, Solomon Islands | **SAN:** Santo, Vanuatu | **VLI:** Port Vila, Vanuatu | **NOU:** Noumea, New Caledonia | **LTK:** Lautoka, Fiji | **SUV:** Suva, Fiji | **TBU:** Nuku'alofa, Kingdom of Tonga | **APW:** Apia, Samoa | **PPG:** Pago Pago, American Samoa | **PPT:** Papeete, French Polynesia

NOTE: Transit times and port rotation are as of now and subject to change

For more information, please click [here](#)



PORT ROTATION

(Terminals are subject to change)

| ORIGIN | ETA/ETD | TERMINAL |
|-------------------------|---------|-------------------------------------|
| Pusan | - | Pusan General Berth |
| Kobe | - | Rokko Island I. Berth |
| Nagoya | - | Nagoya Terminal |
| Yokohama | - | Daikoku T-1 TML |
| Honiara | - | S.I. Ports Authority |
| Port Vila | - | Main Wharf |
| Noumea | - | Port Autonome De La Nouvelle Calédo |
| Lautoka | - | Lautoka Port |
| Suva | - | Suva Port |
| Nuku'alofa | - | Queen Salote Wharf |
| Apia | - | Matautu |
| Pago Pago | - | Pago Pago |
| Papeete | - | Port Autoome De Papeete |
| Tarawa | - | Kiribati Port Authority |
| Pusan | - | Pusan General Berth |
| Turnaround days: | - | |

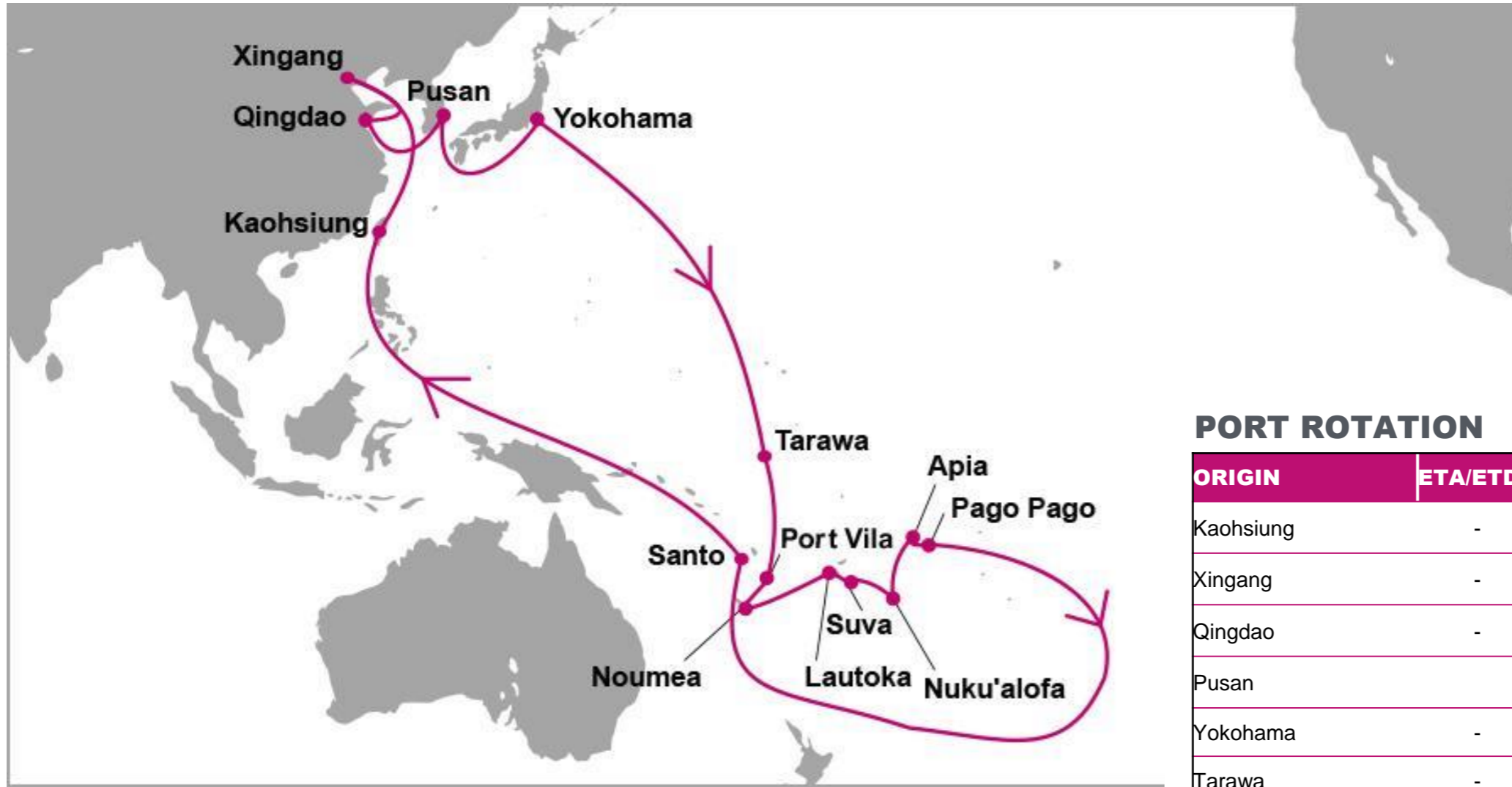
| S/B | HIR | VLI | NOU | LTK | SUV | TBU | APW | PPG | PPT | TRW | N/B | PUS |
|------------|-----|-----|-----|-----|-----|-----|-----|-----|-----|-----|------------|-----|
| PUS | 14 | 17 | 19 | 21 | 22 | 24 | 26 | 26 | 32 | 40 | HIR | 39 |
| UKB | 12 | 15 | 17 | 19 | 20 | 22 | 24 | 24 | 30 | 38 | VLI | 36 |
| NGO | 11 | 14 | 16 | 18 | 19 | 21 | 23 | 23 | 29 | 37 | NOU | 35 |
| YOK | 10 | 13 | 15 | 17 | 18 | 20 | 22 | 22 | 28 | 36 | LTK | 32 |
| | | | | | | | | | | | SUV | 31 |
| | | | | | | | | | | | TBU | 30 |
| | | | | | | | | | | | APW | 28 |
| | | | | | | | | | | | PPG | 27 |
| | | | | | | | | | | | PPT | 22 |
| | | | | | | | | | | | TRW | 13 |

KEY TRANSIT TABLE - UNLOCODE PORT NAME & COUNTRY NAME

PUS: Pusan, South Korea | **UKB:** Kobe, Japan | **NGO:** Nagoya, Japan | **YOK:** Yokohama, Japan | **HIR:** Honiara, Solomon Islands | **VLI:** Port Vila, Vanuatu | **NOU:** Noumea, New Caledonia | **LTK:** Lautoka, Fiji | **SUV:** Suva, Fiji | **TBU:** Nuku'alofa, Kingdom of Tonga | **APW:** Apia, Samoa | **PPG:** Pago Pago, American Samoa | **PPT:** Papeete, French Polynesia | **TRW:** Tarawa, Kiribati

NOTE: Transit times and port rotation are as of now and subject to change

For more information, please click [here](#)



PORT ROTATION

(Terminals are subject to change)

| ORIGIN | ETA/ETD | TERMINAL |
|-------------------------|---------|---|
| Kaohsiung | - | Lien Hai Terminal & Stevedoring (berth 42) |
| Xingang | - | Tianjin Pacific International Container Terminal (TPCT) |
| Qingdao | - | Qingdao Qianwan Container Terminal (QQCT) |
| Pusan | - | Dongbu Pusan Container Terminal (DPCT) |
| Yokohama | - | Honmoku Terminal |
| Tarawa | - | Kiribati Port Authority |
| Port Vila | - | Main Wharf |
| Noumea | - | Port Autonome De La Nouvelle Calédo |
| Lautoka | - | Lautoka Port |
| Suva | - | Suva Port |
| Nuku'alofa | - | Queen Salote Wharf |
| Apia | - | Matautu |
| Pago Pago | - | Pago Pago |
| Santo | - | Luganville Wharf |
| Kaohsiung | - | Lien Hai Terminal & Stevedoring (berth 42) |
| Turnaround days: | - | |

| S/B | TRW | VLI | NOU | LTK | SUV | TBU | APW | PPG | SAN |
|------------|-----|-----|-----|-----|-----|-----|-----|-----|-----|
| KHH | 24 | 29 | 31 | 34 | 35 | 38 | 41 | 41 | 52 |
| TXG | 20 | 25 | 27 | 30 | 31 | 34 | 37 | 37 | 48 |
| TAO | 16 | 21 | 23 | 26 | 27 | 30 | 33 | 33 | 44 |
| PUS | 13 | 18 | 20 | 23 | 24 | 27 | 30 | 30 | 41 |
| YOK | 9 | 14 | 16 | 19 | 20 | 23 | 26 | 26 | 37 |

KEY TRANSIT TABLE - UNLOCODE PORT NAME & COUNTRY NAME

KHH: Kaohsiung, Taiwan | **TXG:** Xingang, China | **TAO:** Qingdao, China | **PUS:** Pusan, South Korea | **YOK:** Yokohama, Japan | **TRW:** Tarawa, Kiribati | **VLI:** Port Vila, Vanuatu | **NOU:** Noumea, New Caledonia | **LTK:** Lautoka, Fiji | **SUV:** Suva, Fiji | **TBU:** Nuku'alofa, Kingdom of Tonga | **APW:** Apia, Samoa | **PPG:** Pago Pago, American Samoa | **SAN:** Santo, Vanuatu

NOTE: Transit times and port rotation are as of now and subject to change