



الهيئة الاتحادية للهوية  
والجنسية والجمارك وأمن المنافذ  
FEDERAL AUTHORITY FOR IDENTITY,  
CITIZENSHIP, CUSTOMS & PORT SECURITY



# Maritime Pre-load Cargo Information Program

National Advance Information Center

Webinar April 2025



# AGENDA

|                      |                             |
|----------------------|-----------------------------|
| <b>10:00 - 10:05</b> | <i>Welcome Message</i>      |
| <b>10:05 - 10:10</b> | <i>NAIC Introduction</i>    |
| <b>10:10 - 10:15</b> | <i>MPCI Introduction</i>    |
| <b>10:15 - 10:45</b> | <i>MPCI Requirements</i>    |
| <b>10:45 - 10:55</b> | <i>Break</i>                |
| <b>10:55 - 11:00</b> | <i>Pilot Results</i>        |
| <b>11:00 - 11:30</b> | <i>Panel Discussions</i>    |
| <b>11:30 - 11:40</b> | <i>Solutions for Filing</i> |
| <b>11:40 - 11:55</b> | <i>Audience Q &amp; A</i>   |
| <b>11:55 - 12:00</b> | <i>Closure</i>              |

## Reminder

*Please submit your questions in the Q&A panel during the session. We'll address them during the designated Q&A segment at the end.*

## Note

*This session will be recorded. A link to the recording and materials will be shared with all registered participants after the webinar.”*

# NAIC Speakers



**Dr. Mariam El Hashemi**  
Operational Support  
Director



**Fatema Al Zaabi**  
Deputy Director



**Saeed Alkhlaifi**  
Head of Cargo Support  
Section



**Latifa AlShamsy**  
Land, Sea Cargo  
Officer



**Sultan AlShamsi**  
Branch Manager of Sea  
and Land Cargo



**Rafik Farid**  
Program Manager



**Loay ElKashef**  
Business Analysis  
Team Lead



**Mario Wadiee**  
Business Consultant

# Guest Speakers



**Ms. Nadia Abdul Aziz**

President  
NAFL



**Andreas Wilhelm**

Corporate Security  
Manager  
Kuehne + Nagel



**Dejan Basic**

Senior Sales Manager  
Cargo X



**Umesh Kelkar**

Sr. Business  
Development Executive  
Wisotech Global

# OPENING SPEECH

C

C

C

# NAIC INTRODUCTION



# National Advance Information Center

- Operates under the Federal Authority for Identity, Citizenship, Customs & Port Security.
- Established in 2012 as a federal initiative to collect advance passenger information, with operational launch in 2015.
- In 2016, its mandate expanded to include cargo, with cargo data collection officially launched in 2020.
- Launched the PLACI program in April 2024, focused on collecting pre-loading air cargo data from airlines.



# MPCI PROGRAM INTRODUCTION



# What is Maritime preload cargo information program?

1

Requires submission of Bill of Lading data for containerized cargo prior to loading

2

Enhances risk management, improves data accuracy, facilitates trade flow, and supports regulatory compliance

3

Operates independently from existing Customs filing processes



# MPCI Program Scope


## IN SCOPE

- Containerized Maritime Shipments
- Shipments inbound to the UAE  
(import, transit, transshipment, FROB)

## OUT OF SCOPE

- Non-containerized cargo:
  - Bulk cargo: dry-bulk, liquid-bulk and break-bulk shipments
  - RoRo
- Export shipments
- Wooden Vessels
- Empty Containers
- Crew's effects

# Filing Liability



Shipping Line


**Master Bills of Lading**

**6** Hours Pre-loading

**Direct Bills of Lading**

**24** Hours Pre-loading

Filing can be delegated to local or overseas **shipping agents**



Freight Forwarder

**Master Co-Loader Bill**

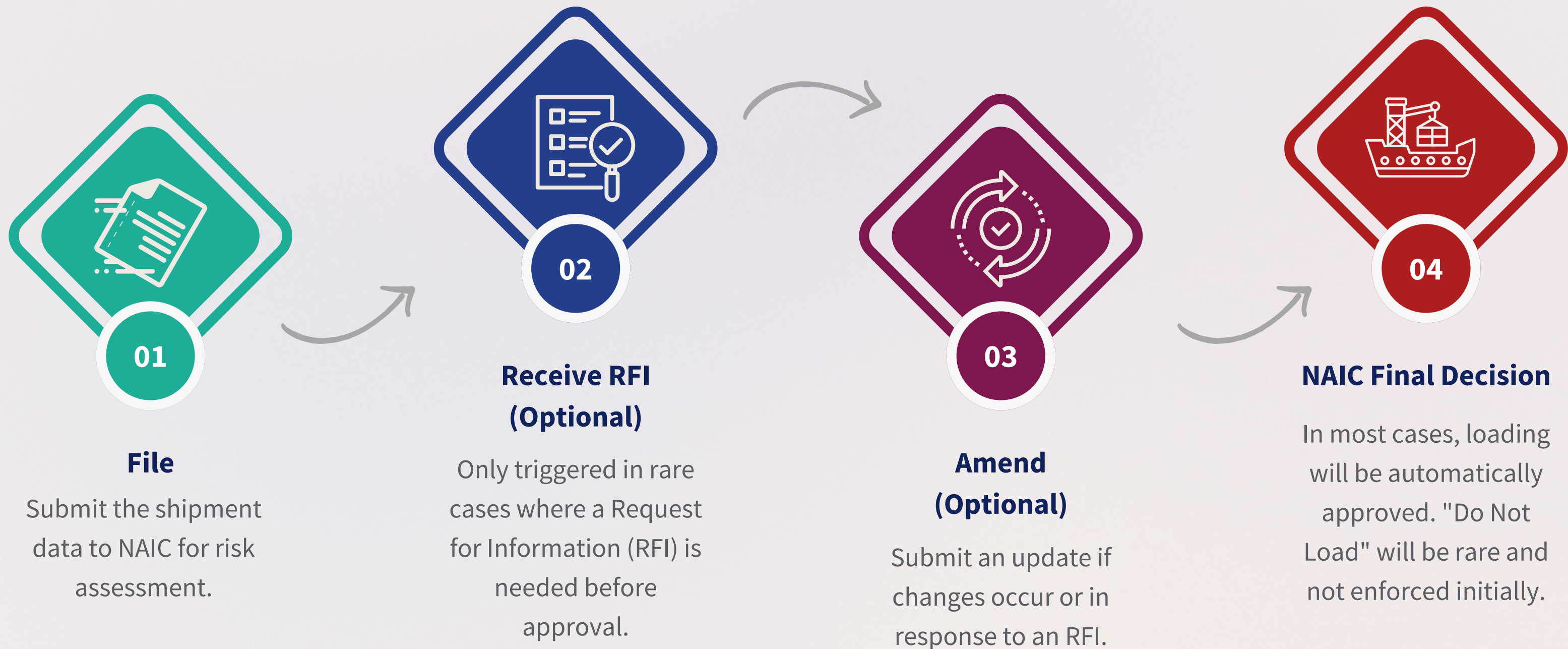
**6** Hours Pre-loading

**Lowest Level House**

**24** Hours Pre-loading

Filing can be delegated to local or overseas **freight forwarders**

# Filing Business Process



# Amendment Types




## Standard Updates

Updates due to operational changes or corrections



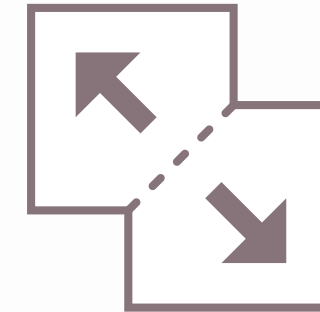
## Response to RFI

Provide additional information requested by NAIC through an RFI message



## Switch Bill

A switch bill of lading is issued to replace the original, reflecting changes in consignee, or shipper.



## Split Bill

A shipment under one bill of lading is split across vessels or voyages, affecting master or house levels.



## Cancellation

Full cancellation due to errors, misrouting, or client request.

## 01 Bill Information

Includes the Bill of Lading number, type (Direct or Consolidated), and status (New, Cancelled).



## Vessel & Voyage Information 06

Such as vessel name, IMO number, voyage number, and ETA.  
**Required by Shipping Lines only**



## 02 Negotiability


Indicates whether the bill is Negotiable or Non-Negotiable (i.e., issued To Order or to a named consignee).



# Required Data Elements

## Container & Seal Details 07

Includes container number, type, and seal number.



## 03 MPCl Codes

Includes the filer's MPCl code and, if applicable, MPCl codes of other responsible parties.



## Goods & Packages Details 08

Such as goods description, HS Code, number and type of packages, weight, and volume.



## 04 Party Details

Includes names and addresses of the shipper, consignee, notify party, and delivery agent and other parties when applicable.



## Related Bills 09

Includes count of associated house bills and reference to the parent bill, if applicable.



## 05 Port Information

Such as port of loading, port of discharge, transshipment ports, and final delivery location.



## Other B/L Details 10

Such as the issue date and any other relevant optional information on the bill.



# MPCI Code: How to get and Use



## How to Obtain

- Shipping lines and freight forwarders receive their MPCI code **upon registration**.
- All **shipping line MPCI codes** are published on the NAIC **portal** for reference during filing.



## Use in Related Bills

- **House filing:** Include MPCI code of the master filer (shipping line or master co-loader)
- **Master filing:** Include MPCI code of the freight forwarder expected to file the house

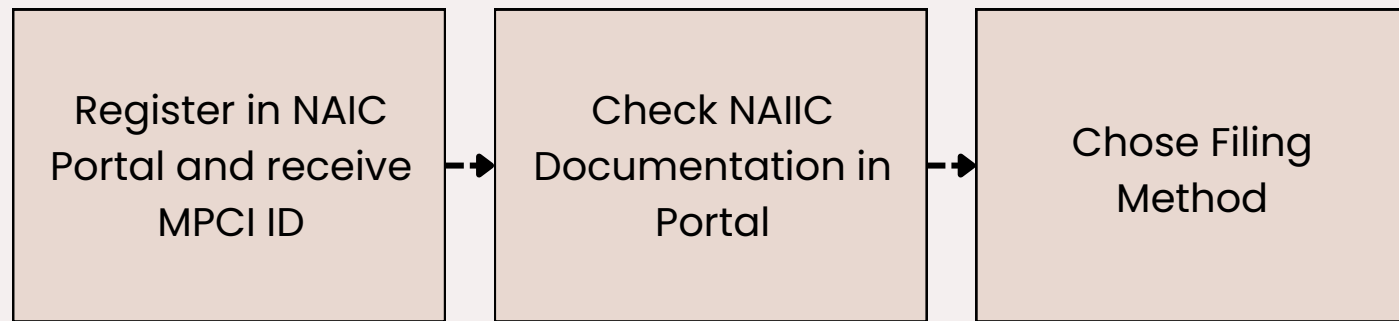
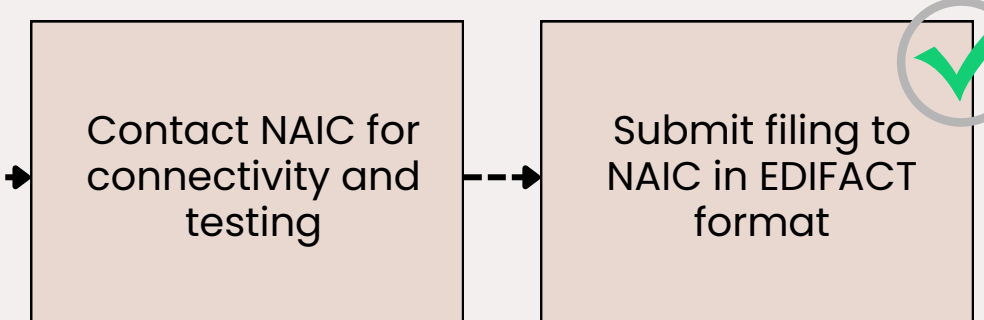
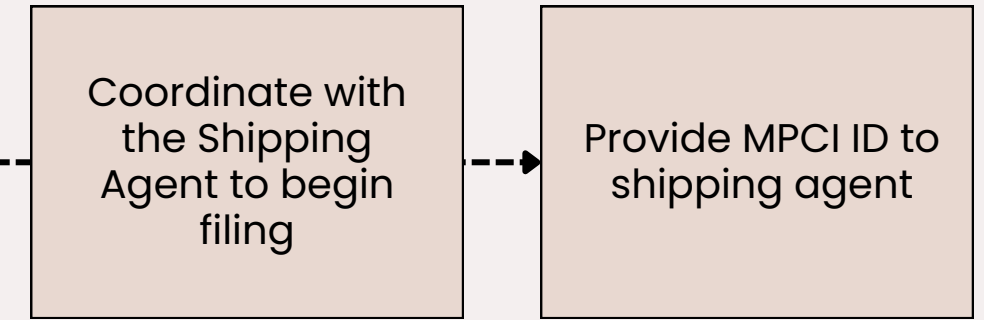
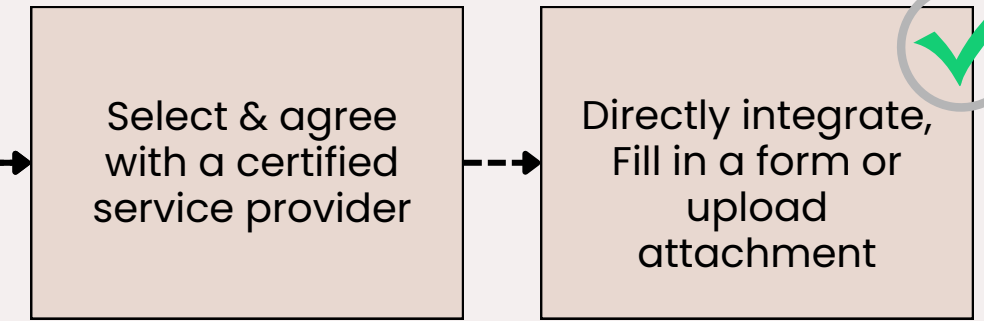
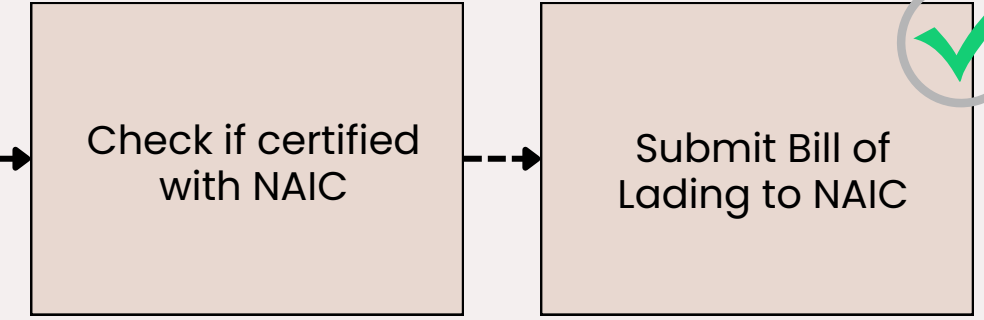
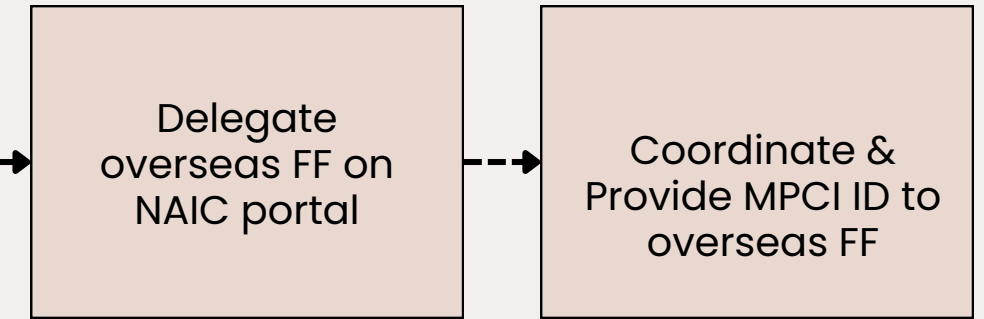
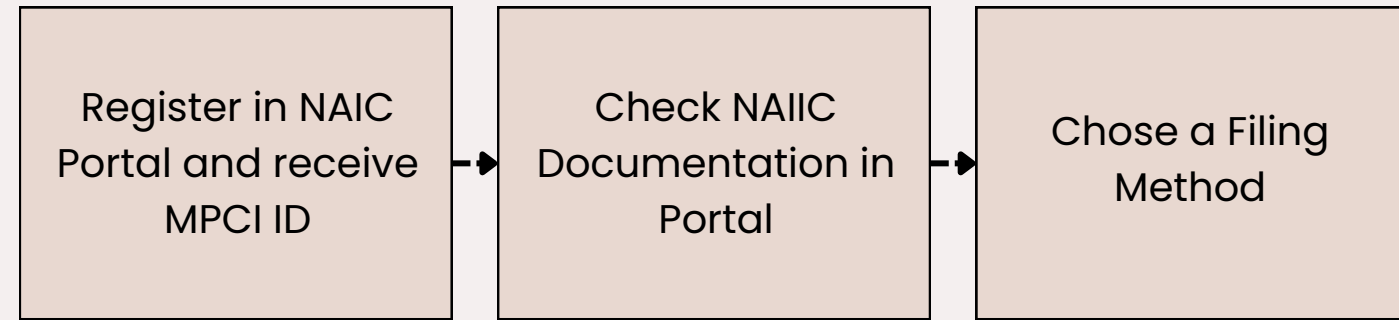


## Delegation

Delegated **FFs** or **shipping agents** must provide:

- Their **own MPCI code**
- The **MPCI code** of the party they're **filing on behalf of**

# How to File?



# REGISTRATION PROCESS





# Registration Process

## Choose Your Role



The registration process begins by selecting the role that best matches your business activity.

- If your company operates as both a **shipping line and a shipping agent**, you can register **separately** for each role if needed.
- If your company plays the roles of both a **freight forwarder** and a **shipping agent**, you can register **once** by selecting both roles during the registration.

### Airline

If you are an air carrier and want to file for PLACI program, directly or through a technical service provider.

### Freight Forwarder

If you are a Local or overseas freight forwarder and want to file for MPCl program. Filing will be through one of the MPCl certified technical service providers.

### Express Courier

If you are an express courier and will be filing for PLACI program, directly or through a technical service provider.

### Shipping Line

If you are an ocean carrier (A company that owns or operates vessels) seeking to file for MPCl program. Filing can be done through direct integration or through one of the MPCl certified technical service providers.

### Shipping Agent

If you are a Local or overseas shipping agent liable or responsible for filing on behalf of an ocean carrier for MPCl program. Filing will be through one of the MPCl certified technical service providers.

### General Sales Agent

If you are a GSA responsible for filing on behalf of an airline that does not operate inside the UAE. And will be filing for PLACI program.



# Registration Process

## Pre-registration Questions



For the time being, registration (and filing) is not required if:

- You are a **freight forwarder** with **no legal presence** in the UAE and have **not been delegated** by a local freight forwarder.
- If the **office** you are representing will **not** be **liable** for filing.
- You are a **freight forwarder** who does **not operate** in **sea or ocean** freight.
- You are a local or overseas **shipping agent** who has **not been delegated** by a shipping line to file on their behalf.

Do you have an office or local presence in UAE?

Yes

No

Which modes of transport do you operate in? (Select all that apply)

Air  Sea  Land

As a freight forwarder, will your office be liable for filing to NAIC MPCl, or will another local office in the UAE be liable?

Yes, my office will be liable for filing

Another local office will be liable for filing.

As a shipping agent, are you legally liable to NAIC for filing or responsible for handling filings on behalf of shipping lines in the UAE?

Yes

No




# Registration Process

## Enter your details




Follow the wizard to enter your company details.


- **Tax registration Number** is required for local companies.
- If no TRN, provide license details.
- **Shipping lines** only need to chose their **SMDG code**, TRN is not required.
- **MPCI contact** is used for **business communication** (e.g., RFI) — ensure it's up to date.
- Optionally, add a **technical support contact** if different from MPCI contact.




Company Details



Company Identification



Contact Details



Admin Details

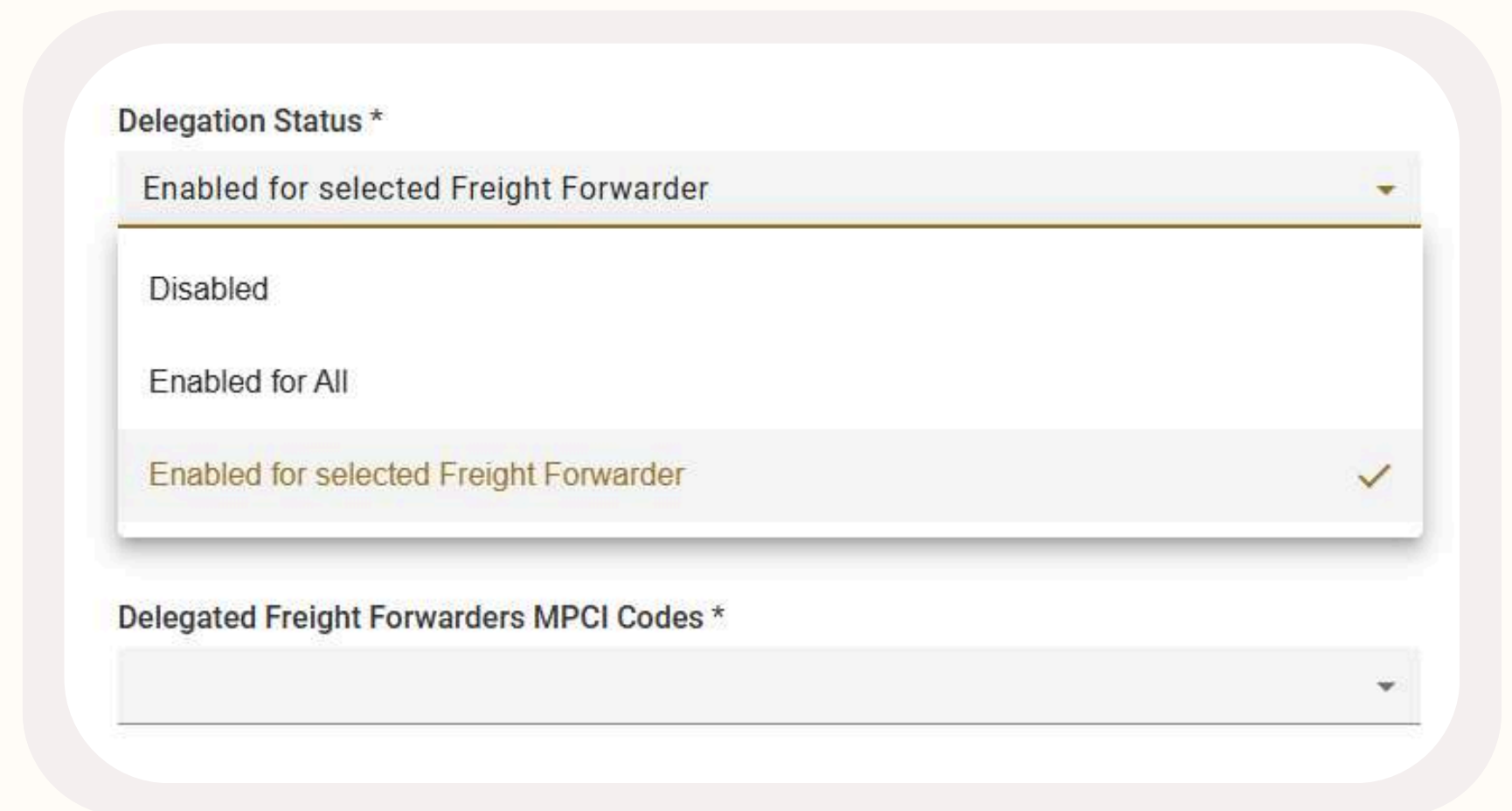


# Registration Process

## Freight Forwarder Delegation

Each freight forwarder can choose one of the following delegation options:

- **Disabled** – No other freight forwarder can file on their behalf
- **Enabled for All** – Any FF with their MPCID code can file on their behalf
- **Enabled for Selected FFs** – Selected FFs must first register, obtain an MPCID code, and share it with the local FF.



The screenshot shows a web form with two main sections. The first section is titled "Delegation Status \*" and contains a dropdown menu with four options: "Enabled for selected Freight Forwarder" (highlighted in light blue), "Disabled", "Enabled for All", and "Enabled for selected Freight Forwarder" (highlighted in light green with a checkmark). The second section is titled "Delegated Freight Forwarders MPCID Codes \*" and contains an empty dropdown menu.



# Registration Process

## Shipping Agent Delegation



When registering, shipping agents need to:

- Choose the **shipping line(s)** they'll be filing for.
- Specify if they're **legally responsible** or just handling **filing** on behalf of the line.
- Specify the **emirate(s) of liability**, if it's not UAE-wide.

Shipping line SMDG Code

Will you handle the filing on behalf of this shipping line?

Yes  No

Are you legally liable to NAIC on behalf of this shipping lines?

No  I legally represent the shipping line in:

Abu Dhabi  Ajman  Dubai  Fujairah

Ras Al-Khaimah  Sharjah  Umm al-Quwain



## Registration Process Submission and Approval



Once all required details are entered:

- The admin user can add additional **users** before submitting the registration request.
- The registration request is then **submitted for review** by NAIC.
- Upon approval, a **confirmation email** including the **MPCI code** will be sent to the admin email address.
- The company is now **ready** to begin filing.

Thank you for joining us. Your registration request is approved.

you can now start using the NAIC Portal at the following link:

<https://naic.icp.gov.ae/>

Your MPCI Party ID has been generated and is provided below:

MPCI Party ID:

For support, please [contact us](#).

# EXAMPLE BUSINESS SCENARIOS



# Scenario: Co-loading Scenario Filing



# Scenario: Co-loading Scenario Filing

Zeptra Logistics **consolidates** Cargo from Lunyo Exports and Orveta Trade, to be delivered to a consignee in the UAE named "Fanrah Tech".  
Zeptra Issues a **House Bill of Lading** for each company.



# Scenario: Co-loading Scenario Filing

Zeptra Logistics **consolidates** Cargo from Lunyo Exports and Orveta Trade, to be delivered to a consignee in the UAE named "Fanrah Tech".  
Zeptra Issues a **House Bill of Lading** for each company.

 **MarfaHub Logistics**  
Local Freight forwarder

**Fanrah Tech**  


**UAE**

**Orveta Trade**  


**Lunyo Exports**  


 **Zeptra Logistics**  
Chinese Freight forwarder

**China**



 **SinoBay**  
Shipping Line

**BL 1**

**Bill Number:** BL1

**Shipper:** Lunyo Exports

**Consignee:** Fanrah Tech

# Scenario: Co-loading Scenario Filing

Zeptra Logistics **consolidates** Cargo from Lunyo Exports and Orveta Trade, to be delivered to a consignee in the UAE named "Fanrah Tech".  
Zeptra Issues a **House Bill of Lading** for each company.



**MarfaHub Logistics**  
Local Freight forwarder



**Fanrah Tech**

**UAE**



**Orveta Trade**



**Lunyo Exports**

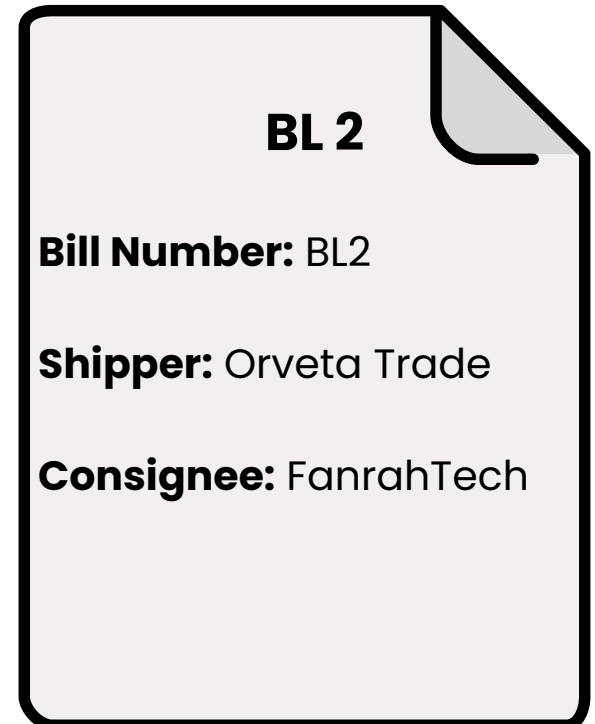


**Zeptra Logistics**  
Chinese Freight forwarder

**China**



**SinoBay**  
Shipping Line



**BL 2**

**Bill Number:** BL2

**Shipper:** Orveta Trade

**Consignee:** FanrahTech

# Scenario: Co-loading Scenario Filing

Zeptra Logistics **aligns** with **MarfaHub Logistics** to handle the logistics in the UAE upon arrival.



# Scenario: Co-loading Scenario Filing

According to the **agreement** with MarfaHub Logistics the **filing** to NAIC will be handled by **Zeptra Logistics**. Though the **liability** is on **MarfaHub Logistics**.



**MarfaHub Logistics**  
Local Freight forwarder



**Fanrah Tech**

**UAE**



**Orveta Trade**



**Lunyo Exports**



**Zeptra Logistics**  
Chinese Freight forwarder

**China**



**SinoBay**  
Shipping Line

# Scenario: Co-loading Scenario Filing

Zeptra Logistics decides to move cargo from china via **Ocean** to the UAE so they **book** with **SinoBay** to move the cargo on their **vessel**.



# Scenario: Co-loading Scenario Filing



# Scenario: Co-loading Scenario Filing

Zeptra Logistics **enriches BL1 & BL2** with the parent BL number "BL3".

 **MarfaHub Logistics**  
Local Freight forwarder

**Fanrah Tech**  


**UAE**

**Orveta Trade**  


**Lunyo Exports**  


 **Zeptra Logistics**  
Chinese Freight forwarder

**China**



 **SinoBay**  
Shipping Line

**BL 1**

**Bill Number:** BL1

**Shipper:** Lunyo Exports

**Consignee:** Fanrah Tech

**Parent BL:** BL3

# Scenario: Co-loading Scenario Filing

Zeptra Logistics **enriches BL1 & BL2** with the parent BL number "BL3".



**MarfaHub Logistics**  
Local Freight forwarder



**Fanrah Tech**

**UAE**



**Orveta Trade**



**Lunyo Exports**



**Zeptra Logistics**  
Chinese Freight forwarder

**China**



**SinoBay**  
Shipping Line

**BL 2**

**Bill Number:** BL2

**Shipper:** Orveta Trade

**Consignee:** Fanrah Tech

**Parent BL:** BL3

# Scenario: Co-loading Scenario Filing

Zeptra Logistics **submits the filing** for both BL1 & BL2 through they **Transport Management System (TMS)** which is integrated with NAIC.



# Scenario: Co-loading Scenario Filing

Zeptra Logistics receives the **filing Status** from NAIC as **accepted** for loading for both BL1 & BL2.



# Scenario: Co-loading Scenario Filing



# Scenario: Co-loading Scenario Filing



Receiving acceptance from NAIC means that all underlying bills are accepted as well.

SinoBay receives the **filing Status** from NAIC as **accepted** for loading for BL3. They can now **proceed with loading** the cargo on the vessel heading to the UAE.

# Go Live Date & Grace Period

**31**  
**JULY**  
**2025**

## MPCI System Go-Live

Ocean Carriers & Freight forwarders  
can start filling to NAIC

**31**  
**MARCH**  
**2026**

## Grace Period

Grace period for the industry to meet  
the MPCI requirement

### During Grace Period:

- No penalties or enforcement actions will be applied
- All shipments filed will receive an "Assessment Complete" (AC) response
- There will be no RFI or Do Not Load (DNL) responses issued

# Q & A



C

C

C


# CLOSURE NOTES

C

C

C

# Next Steps



**Register to NAIC Portal.**



**Review the Documentation.**



**Select your Integration Channel.**

# References & Documentation

**NAIC Website for program details, documentation and registration.**

<https://naic.icp.gov.ae/>

## **Documentation:**

- **Business Specifications Document** – Provides an overview of the business process, requirements, and filing timelines across different scenarios.
- **Message Implementation Guide (MIG)** – Contains technical integration details, including EDIFACT format and required/optional data elements.
- **Onboarding Guide** – Outlines the full registration process and necessary steps for onboarding.

For **Support and Inquiries** please reach out to the following e-mail:

[mpci.inquiries@icp.gov.ae](mailto:mpci.inquiries@icp.gov.ae).

THANK YOU

C

C

C